


Snug as a Bug in a Rug

a Hide & Seek Reading Game



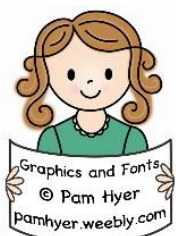
To Prep:

- Copy each page of -ug rugs onto different colored pieces of cardstock or construction paper. (3-4 different colors works best.)
- Copy the ladybug (on last pg. of download) onto red paper for a ladybug.
- Cut out the rugs and ladybug.

To Play:

- Place the rugs you'd like onto a pocket chart, floor space, or on a table top area. Make sure the kids playing the game can read the words.
- Hide the bug while your child closes her eyes.
- Once the bug is hidden, ask your child to open her eyes. Give her 2 or 3 word clues as to which rug it's hidden behind.
- The child listens to the clues and guesses which -ug rug the bug is hidden behind.

See this game in action
in our post [here](#).






bug

www.thisreadingmama.com




rug

www.thisreadingmama.com



hug

www.thisreadingmama.com




dug

www.thisreadingmama.com



jug

www.thisreadingmama.com




mug

www.thisreadingmama.com



pug

www.thisreadingmama.com




tug

www.thisreadingmama.com



plug

www.thisreadingmama.com



drug

www.thisreadingmama.com



snug

www.thisreadingmama.com



chug

www.thisreadingmama.com

