


Long Vowel Listening Activities

This pack contains the following activities:

1. **It Falls Short**-Deciphering the short from the long vowel sounds (one printable for each vowel sound)
2. **Long Vowel Picture Sort**-sorting long vowel pictures by vowel sound
3. **Short and Long Vowel Pocket Chart Picture Cards**- use for sorting, comparing sounds, or introducing long vowel sounds.



©www.thisreadingmama.com

Terms of Use: This free printable pack was created for you to use at home with your child/students or with multiple children in a classroom/tutoring setting. Please **do not** sell, host, reproduce, giveaway, or store on any other site (including a blog, Facebook, 4Shared, Dropbox, etc.). Thank you!

Clip art by:



It Falls Short

Long Vowel Phonemic Awareness

Directions:

For each line of pictures, name each object. (Objects are named at the bottom of each page.)

The child should circle, X out, etc. the TWO pictures in each line that have the short vowel sound, NOT the long vowel sound.

LONG A- Row 1: cake, flame, dad, brain, ant / Row 2: gate, can, bag, rake, sail/ Row 3: flag, train, wave, cage, cap/
Row 4: rain, bat, snake, plate, crack / Row 5: crab, tape, cat, grapes, snail / Row 6: cape, skate, van, hay, ax

LONG E- Row 1: feet, well, tree, nest, seed / Row 2: seat, shell, eat, speed, bed/ Row 3: pen, beak, sleep, bell, seal /
Row 4: wet, beads, vest, beach, teeth / Row 5: bee, queen, net, cheese, beg/ Row 6: steam, web, peach, ten, sheep







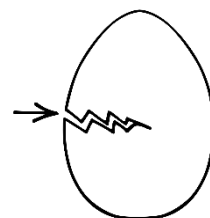


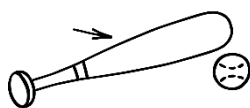
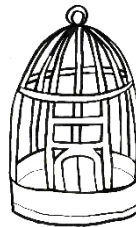




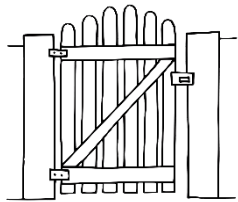

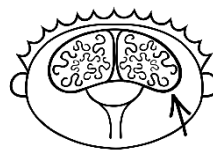
LONG I- Row 1: bike, ice, crib, rice, dig / Row 2: prize, brick, five, knife, rip / Row 3: nine, drill, cry, zip, night / Row
4: pie, write, gift, kite, pig / Row 5: mix, smile, win, dice, hive / Row 6: slide, wig, ship, fight, price

LONG O- Row 1: nose, throw, knot, old, fox / Row 2: boat, stop, globe, snow, log / Row 3: knob, rose, bow, clock, go
/ Row 4: notes, mop, box, toast, choke / Row 5: dog, no, blow, block, goat / Row 6: smoke, toad, cop, phone, cot

LONG U- Row 1: flute, gum, cube, shoes, brush / Row 2: tube, June, jump, mule, sun / Row 3: zoo, glue, bug, suit, tub
/ Row 4: fume, duck, moon, thumb, soup / Row 5: clue, scoop, sub, tune, rug / Row 6: bus, fuse, dune, run, mute






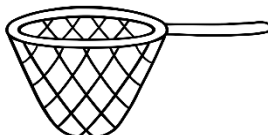

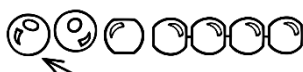

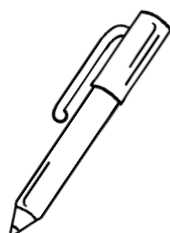


It Falls Short

Can you find the pictures that do not have the long *a* sound?










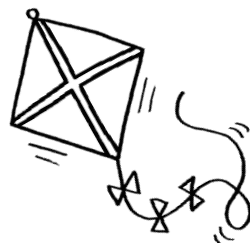
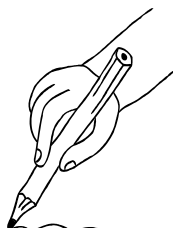

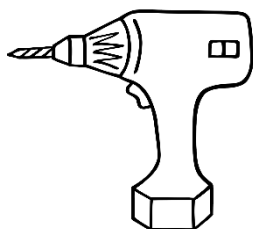


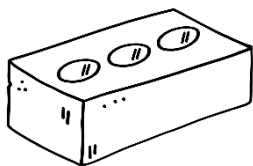





It Falls Short

Can you find the pictures that do not have the long e sound?




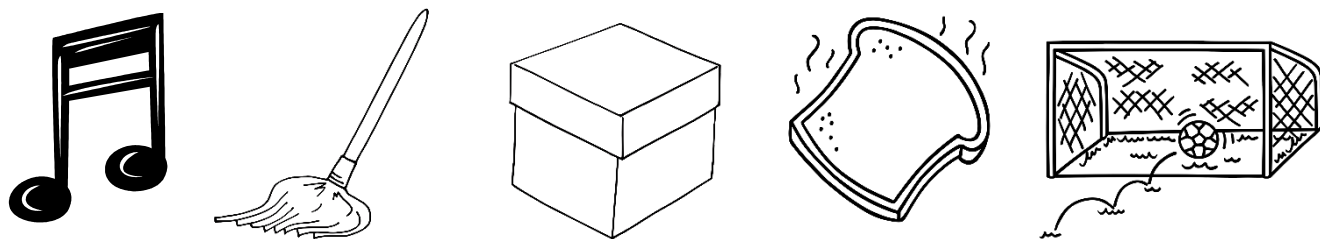



It Falls Short

Can you find the pictures that do not have the long i sound?




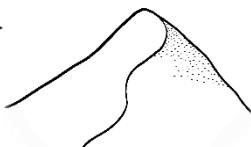
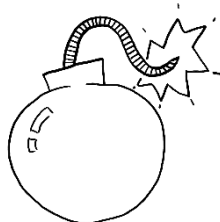

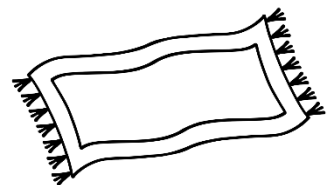













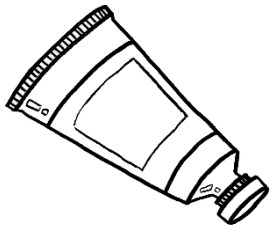

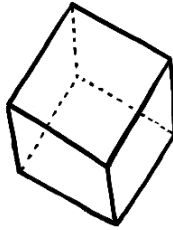
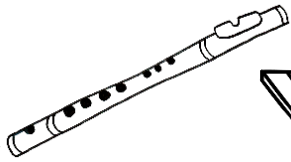
It Falls Short

Can you find the pictures that do not have the long o sound?



It Falls Short

Can you find the pictures that do not have the long *u* sound?



Long Vowel Picture Sort

Directions:


Take a 12 x 18 piece of construction paper and fold it so it has 6 sections (similar to the chart below). Label the sections: ā, ē, ī, ō, ū, and oddball.

The child cuts out all the pictures and sorts them by long vowel sound. But watch out for the two oddballs!

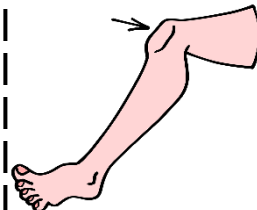
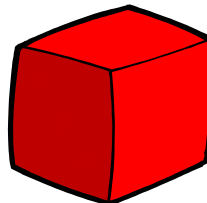

For multiple uses, draw the chart on construction paper and laminate. Then, print the pictures on cardstock and laminate.

When it is complete, the sort should look like this (except with pictures):





ā cake, train, hay, pray, paint	ē peach, cheese, knee, tree, beak	ī cry, rice, slide, write, pie
ō goat, toast, bone, phone, globe	ū glue, cube, tube, fruit, zoo	oddball cat, six



www.thisreadingmama.com






6



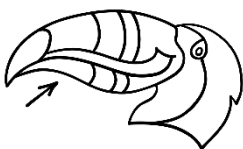

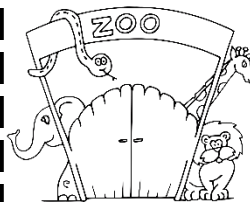



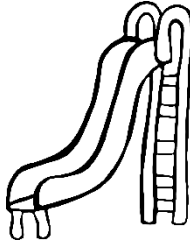
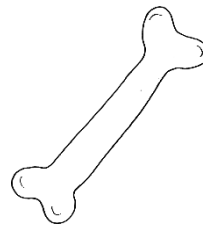
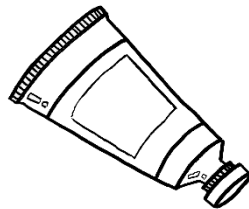


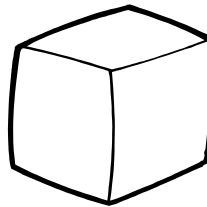

Long Vowel Picture Sort

Cut apart the pictures and sort them by long vowel sounds. Watch out for the two oddballs!

www.thisreadingmama.com



www.thisreadingmama.com



Long Vowel Picture Sort

Cut apart the pictures and sort them by long vowel sounds. Watch out for the two oddballs!

www.thisreadingmama.com

ă




www.thisreadingmama.com

ē



ī



ō




ū




ā



ē



ī



ō



ū









Pocket Chart Sorting by Vowel Sound





Use these head cards and picture cards for sorting by short or long vowel sound.




www.thisreadingmama.com

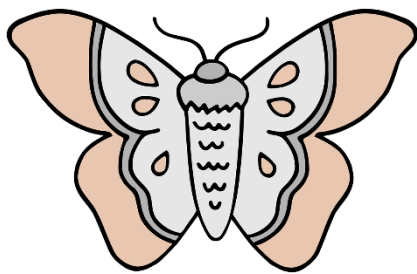

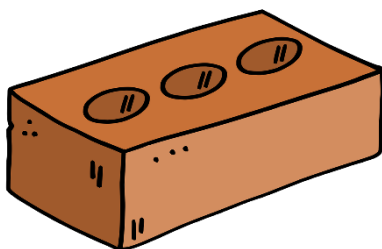



www.thisreadingmama.com



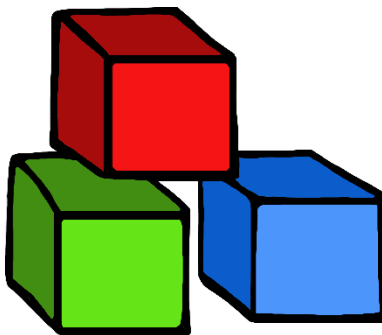





www.thisreadingmama.com







www.thisreadingmama.com





www.thisreadingmama.com



Short Vowel Picture Cards Key:

A: bat, mast, crack, flash, pad, map

E: sled, desk, web, bell, beg, left


I: zip, win, sift, brick, grill, wind

O: moth, blocks, mom, sock, fox, stop


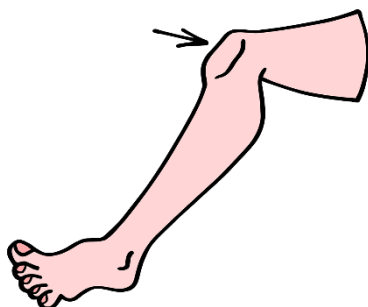

U: slug, tub, drum, pump, duck, plug




www.thisreadingmama.com

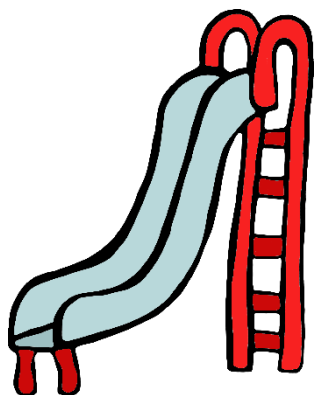




www.thisreadingmama.com








www.thisreadingmama.com

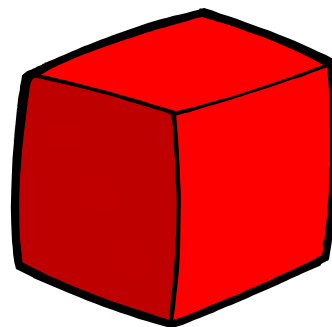



www.thisreadingmama.com





www.thisreadingmama.com



Long Vowel Picture Cards Key:

A: cake, train, hay, spray, gate, cape

E: sheep, beak, cheek, knee, wreath, peach

I: pie, five, fly, slide, cry, rice

O: toe, globe, goat, mow, snow, cone

U: fruit, tube, glue, fuse, blue, cube