

More Activities with Long *a* (a_e)

Included in this pack:

- Play the Pattern Short *a*/Long *a* word game
- Short *a*/Long *a* Dominoes
- Write the Rime

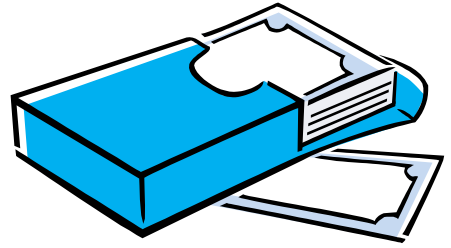
Long Vowel Resources:

- [Long *a_e* Vowel Pack](#)
- [Long *i_e* Vowel Pack](#)
- [Long *o_e* Vowel Pack](#)
- [Roll a Long Vowel Pattern](#)

Please Abide by the Terms of Use: This free printable was created for you to use at home with your child/students or with multiple children in a classroom/tutoring setting. Please **do not** sell, host, reproduce, giveaway, or store on any other site (including a blog, Facebook, 4Shared, Dropbox, etc.). Thank you!

Play the Pattern

-ack, -ap, -ake, & -ate



Directions: (similar to *Uno*)

1. Print cards onto cardstock and laminate for durability. (45 cards in all)
2. Shuffle and give each player 5 cards. Place the rest of the cards facedown in a pile. Turn over the top card so both players can see it.
3. The first player discards a card from his hand with the same word family pattern, or rime, as the card that is face-up (-ate, -ake, -ap, or -ack). As the player lays down his card, he reads the word aloud.
4. If a player does not have a card with the same pattern, then he can either draw a card from the pile or play a "New Pattern" card (wild), allowing him to change the word family pattern to something else.
5. The player who discards all of his cards first is the winner.

rate

hate

gate

www.thisreadingmama.com

date

late

mate

crate

skate

slate

www.thisreadingmama.com

rake

fake

flake

www.thisreadingmama.com

bake

lake

cake

make

shake

quake

www.thisreadingmama.com

map

flap

chap

www.thisreadingmama.com

snap

slap

trap

cap

nap

tap

www.thisreadingmama.com

back

track

sack

www.thisreadingmama.com

pack

lack

crack

black

shack

rack

www.thisreadingmama.com

New
Pattern

New
Pattern

New
Pattern

www.thisreadingmama.com

New
Pattern

New
Pattern

New
Pattern

New
Pattern


New
Pattern

New
Pattern

www.thisreadingmama.com

Word Pattern Dominoes

Short a/Long a (a_e) Word Families



For 2 players. Both players get 5 dominoes. The rest are placed in a pile facing down. Take one domino from the pile and place it on the table or workspace.

The first player tries to match a domino with a word family pattern (matching word families will rhyme) from her supply. If she makes a match, she lays her domino down with the matching rime side by side and her turn is over. If a player can't make a match, she draws from the pile. The first player to use all her dominoes is the winner!

Suggestion: Print onto cardstock and laminate for durability.

bake

trap

chat

plane

lame

vane

rag

tame

take

pace

make

flag

flap

hat

blame

snap

ace

mad

flat

glad

lane

quake

lap

same

tag

drag

sat

race

brat

came

pane

crane

bad

rake

clap

flame

grace

cap

that

sad

dad

shake

face


snag

brag

cane

had

lace



Write the Rime

Write **-ake** in each blank, then cut and paste the picture that matches.

--	--	--	--

l _____

sh _____

fl _____

c _____


--	--	--	--

br _____

r _____


sn _____

b _____



Write the Rime Pictures

Cut and paste these pictures beside the correct -ake word.



Studying word family rimes is a good way to help readers see that there are patterns within words. If they can recognize a known pattern (-ake) within an unknown word (*drake*), reading the unknown word will be made easier for them.

Answer Key: snake, shake, cake, bake, rake, flake, brake, lake