

Fact Family Triangle

Roll the Dice!

Now for addition, subtraction, multiplication & division!

Helpful Hint: Slip into a plastic sleeve protector or laminate for multiple uses.
Color or Black and white sheets included!



©www.thisreadingmama.com

Blog: thisreadingmama.com
[Subscribe to my Newsletter](#)

[Facebook](#)
[Pinterest](#)
[Twitter](#)
[Instagram](#)


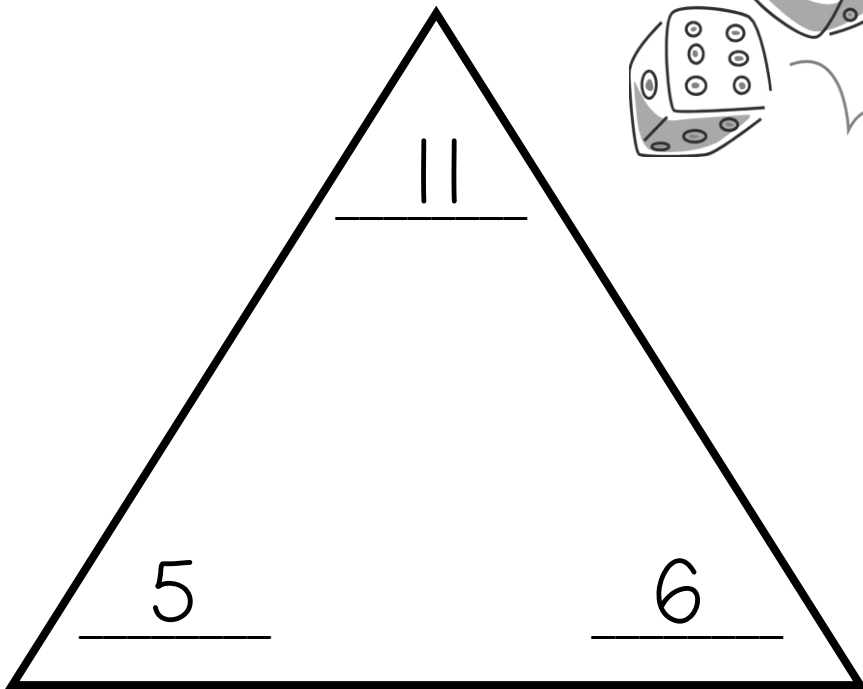
Terms of Use: This printable pack was created for you to use at home with your child/students or with multiple children in a classroom/tutoring setting. Please **do not** sell, host, reproduce, giveaway, or store on any other site (including a blog, Facebook, 4Shared, Dropbox, etc.). Thank you!

Fact Family Triangle Example

Directions:

Roll two dice. In one of the bottom blanks on the triangle, write the number from the first die. In the other bottom blank, write the number from the second die. Add the two numbers from the dice and write the sum in the top blank. Use all three numbers to write your fact family number sentences with addition and subtraction.

Example:




$$\underline{6} + \underline{5} = \underline{11}$$

$$\underline{5} + \underline{6} = \underline{11}$$


$$\underline{11} - \underline{6} = \underline{5}$$

$$\underline{11} - \underline{5} = \underline{6}$$



Fact Family Triangle

Roll the Dice!




$$\underline{\quad\quad} + \underline{\quad\quad} = \underline{\quad\quad}$$

$$\underline{\quad\quad} + \underline{\quad\quad} = \underline{\quad\quad}$$

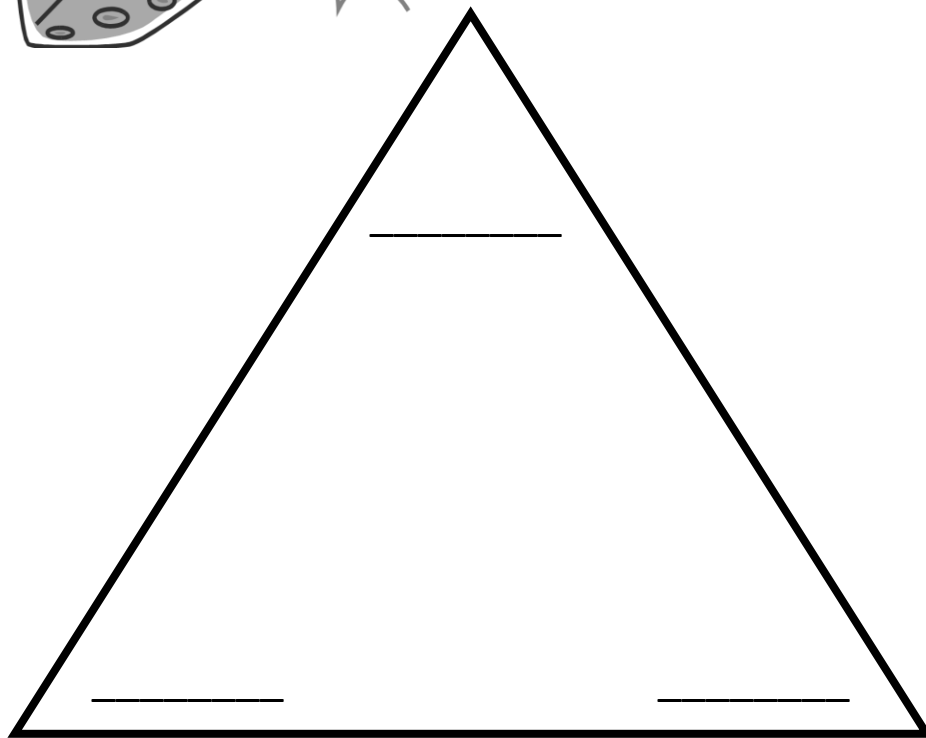
$$\underline{\quad\quad} - \underline{\quad\quad} = \underline{\quad\quad}$$

$$\underline{\quad\quad} - \underline{\quad\quad} = \underline{\quad\quad}$$



Fact Family Triangle

Roll the Dice!



$$\underline{\quad\quad} + \underline{\quad\quad} = \underline{\quad\quad}$$

$$\underline{\quad\quad} + \underline{\quad\quad} = \underline{\quad\quad}$$

$$\underline{\quad\quad} - \underline{\quad\quad} = \underline{\quad\quad}$$

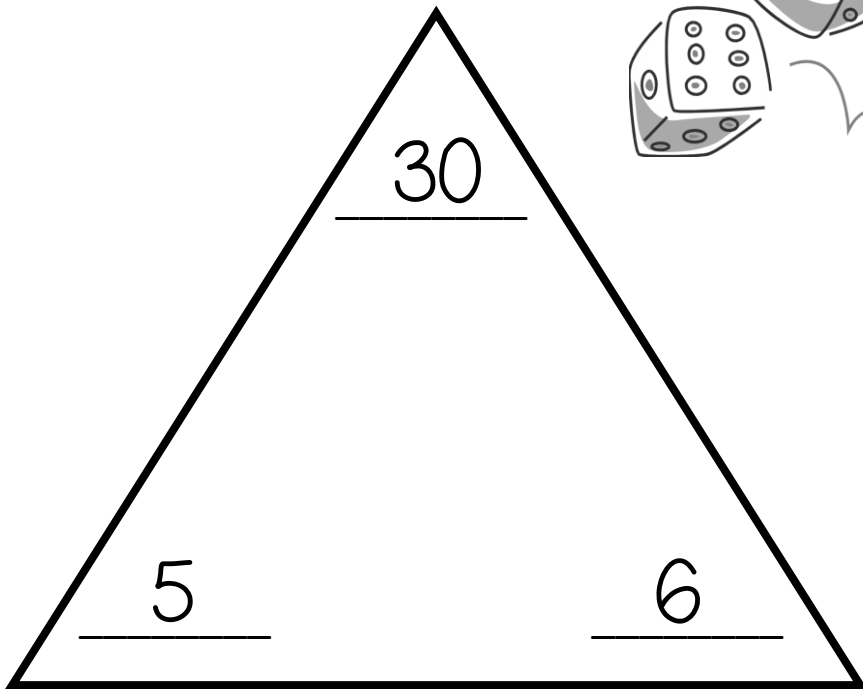
$$\underline{\quad\quad} - \underline{\quad\quad} = \underline{\quad\quad}$$

Fact Family Triangle Example

Directions:

Roll two dice. In one of the bottom blanks on the triangle, write the number from the first die. In the other bottom blank, write the number from the second die. Multiply the numbers from the two dice and write the product in the top blank. Use all three numbers to write your fact family number sentences with multiplication and division.

Example:




$$\underline{6} \times \underline{5} = \underline{30}$$

$$\underline{5} \times \underline{6} = \underline{30}$$


$$\underline{30} \div \underline{6} = \underline{5}$$

$$\underline{30} \div \underline{5} = \underline{6}$$



Fact Family Triangle

Roll the Dice!




$$\underline{\quad} \times \underline{\quad} = \underline{\quad}$$

$$\underline{\quad} \times \underline{\quad} = \underline{\quad}$$

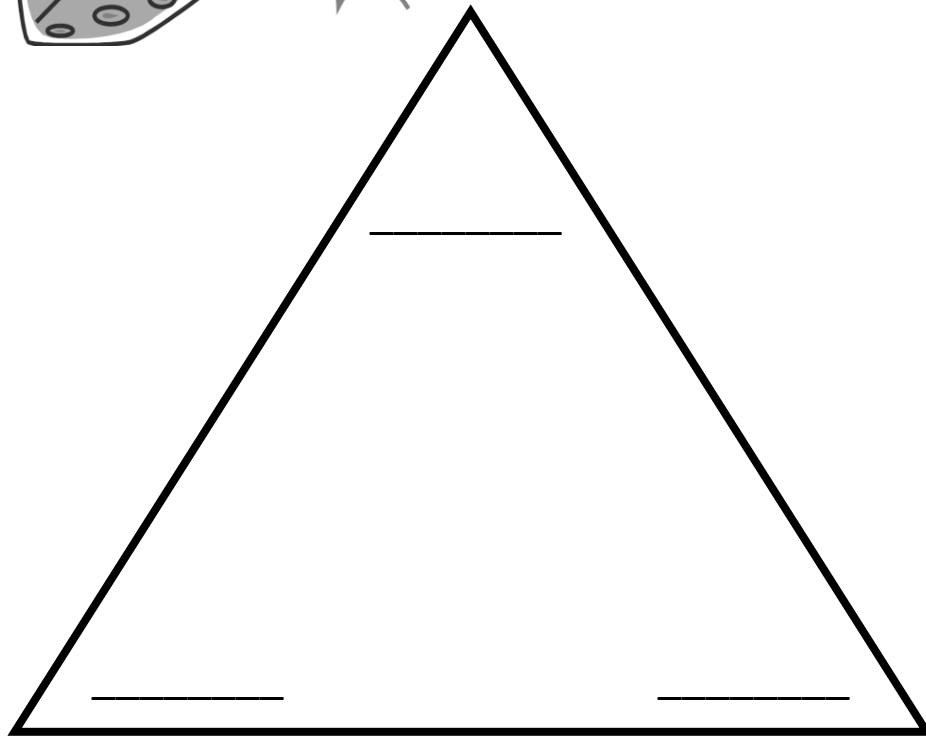
$$\underline{\quad} \div \underline{\quad} = \underline{\quad}$$

$$\underline{\quad} \div \underline{\quad} = \underline{\quad}$$



Fact Family Triangle

Roll the Dice!



$$\underline{\quad} \times \underline{\quad} = \underline{\quad}$$

$$\underline{\quad} \times \underline{\quad} = \underline{\quad}$$

$$\underline{\quad} \div \underline{\quad} = \underline{\quad}$$

$$\underline{\quad} \div \underline{\quad} = \underline{\quad}$$