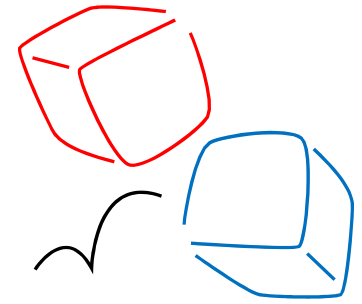


Roll a Silly Sentence

WHO + DID WHAT Inserts for Education Cubes



Getting Ready:

1. Print the education dice inserts (6 animal inserts for WHO and DID WHAT & 6 people inserts for WHO and DID WHAT) onto cardstock & cut out.
2. Print off the recording sheet from [Thinking Out Loud](#).
3. Place 6 WHO inserts into one of the colored die & 6 DID WHAT inserts into a die of another color. **To make silly sentences, place the animal WHO inserts in one die and the PEOPLE did what's in the other or vice versa.**

How to Play:

1. The child rolls the WHO die and records the WHO onto the recording sheet.
2. The child rolls the DID WHAT die and records that onto the recording sheet.
3. At the bottom of the recording sheet, the child writes the WHO and DID WHAT together in a sentence, remembering that a complete sentence also needs a capital letter and punctuation!

To see a similar game in action, visit [This Reading Mama](#)
Education cubes/stacking photo blocks can be purchased at [Amazon](#).

Clip art: from Microsoft

WHO Inserts: people



the
little
boy

www.thisreadingmama.com

the girl

the
clown

my
teacher



www.thisreadingmama.com

©2012 All Rights Reserved.

WHO Inserts: people



the
tall man

the old
lady



DID WHAT Inserts: people



kicked
the ball

www.thisreadingmama.com

read a
long
book

made a
silly face

wrote my
name



www.thisreadingmama.com

©2012 All Rights Reserved.

DID WHAT Inserts: people



put on a
hat

told a
story



“WHO” Inserts: animals

the
little
mice

www.thisreadingmama.com

the
bee



the
cat


a green
frog



www.thisreadingmama.com


©2012 All Rights Reserved.

“WHO” Inserts: animals



the
duck

the pink
pig






ran under
the bush


stung my
foot

www.thisreadingmama.com

licked
the
kitten

ate a fly





flew over
the pond

rolled
in the
mud

