

# Passports for Traveling the World

from *How to Make an Apple Pie and See the World* by Majorie Priceman



Print page 2 or 3 of download (passport covers) onto cardstock.  
Fold in half on vertical line and use as the cover for your book

Print page 3-6 onto regular copy paper and cut on vertical lines. Assemble and staple the passport in this order: Info sheet, Italy, France, Sri Lanka, England, Jamaica, & Vermont. The blank half from pg. 3 could be placed at the end and used for the child to draw a picture of his/her home.

Pg. 3- Ask students to draw a picture of themselves and fill in the personal info in each blank. If the child does not know the name of her favorite apple, ask her to write the color of her favorite apple.

Pgs. 4-6 Cut out the flags/ingredients (pg. 7 of download) and glue them to the corresponding pages of the passport.

Once the passport is finished, ask the child to retell the story, using the passport as support. You may even want to "stamp" each page as the story is retold with a stamp and ink pad.

For more details, visit <http://thisreadingmama.com/how-to-make-an-apple-pie/>

## Please Abide by the Terms of Use:

This printable pack was created for you to use at home with your child/students or with multiple children in *your* classroom/tutoring setting. Please **do not** share between teachers, sell, host, reproduce, giveaway, or store on any other site (including a blog, Facebook, 4Shared, Dropbox, etc.). Thank you!

Clip art by:



Apple Pie  
**PASSPORT**




---

Name

---

---

Apple Pie  
**PASSPORT**



---

Name

---

---




Photo ID

NAME
BIRTHDATE
AGE
FAVORITE APPLE

Italy

France


Sri Lanka

England

Jamaica

Vermont, USA


Cut out and glue these flags/ingredients in your passport pages.




Italy




wheat



France




chicken




Sri Lanka




cinnamon



England



cow




Jamaica




salt



sugar



USA



apples