

The Thanksgiving Turkey

sorting initial t and th digraph

Prepare:

- *Copy the T & TH turkeys (pg. 2) and all T/TH picture cards (pp. 3-4) onto cardstock and laminate for durability.
- *Cut apart.

Sort:


- *Set up the T & TH Turkeys at the top of your work space.
- *Shuffle all T/TH picture cards and place face down.
- *Pick up the top card, name picture, then sort under T or TH, forming columns under each turkey.

Picture Key:

TH: thermometer, think, Thursday, thorns, thirteen, thunder, thief, thermos, thumb

T: toothbrush, tutu, tooth, telephone, turtle, tent, tag, top, tire



Terms of Use: This free printable was created for you to use at home with your child/students or with multiple children in a classroom/tutoring setting. Please **do not** sell, host, reproduce, giveaway, or store on any other site (including a blog, Facebook, 4Shared, Dropbox, etc.). Thank you!



The Thanksgiving Turkey

sorting initial th and t



Print onto cardstock and laminate for durability.




TH and T Sorting



sorting initial th and t

Plain sorting headers for ANY time of the year.
Print onto cardstock and laminate for durability.






www.thisreadingmama.com



13



www.thisreadingmama.com

