

# The Thanksgiving Turkey

sorting initial th and t

## Prepare:

\*Copy the T & TH turkeys (pg. 2) and all T/TH picture cards (pp. 3-4) onto cardstock and laminate for durability.

\*Cut apart.

## Sort:

\*Set up the T & TH Turkeys at the top of your work space.


\*Shuffle all T/TH picture cards and place face down.

\*Pick up the top card, name picture, then sort under T or TH, forming columns under each turkey.

### PICTURE KEY



TH: thermometer, think, Thursday, theater, thirteen, thunder, thief, thermos, thumb

T: toothbrush, tutu, tooth, telephone, turtle, tent, television, top, tire




# The Thanksgiving Turkey

sorting initial th and t




Print onto cardstock and laminate for durability.


[www.thisreadingmama.com](http://www.thisreadingmama.com)



[www.thisreadingmama.com](http://www.thisreadingmama.com)



13



[www.thisreadingmama.com](http://www.thisreadingmama.com)

