

Included in the Pack:

1. AT, AG, OT, & OG Bottle Cap Words
2. Don't Let the Cat Out of the Bag! Game
3. Statement or Question Sentence Sort
4. HOT DOG! Word Sort (OT/OG words)



Bottle Cap Words

at, ag, ot, and og words

You will need these bottle cap letters:

a, o, t, t, m, c, b, g, h, r, w, p, d, l, j

Use extra bottle caps from plastic water or soda bottles to spell these words. I like to use the white caps for consonants and red or colored caps for the vowels.




Picture Key



AT Words: *mat, cat, bat, hat*




AG Words: *rag, tag, bag, wag*



OT Words: *hot, pot, tot, dot*





OG Words: *dog, log, hog, jog*































Don't Let the Cat Out of the Bag!








Materials:

- *Brown paper bag/sack or other kind of bag (it is important that you not be able to see through it).
- *Word cards-print onto cardstock and laminate for durability

To Play: (for 2-4 players)

- *Shuffle all the word cards (and 5 cat cards) and place them in the bag.
- *One at a time, players reach into the bag (without looking) and pull out one card.
- *If it is a word card, the player reads the card and keeps it.
- ***But be careful you don't let the cat out of the bag!** If the card is a CAT card, the player must return all of his word cards into the bag. (CAT cards are **not** put back into the bag).
- *The player who has the most word cards when all the cards have been pulled out of the bag is declared the winner.

				
dog	has	rag	sit	hot
hat	sat	not	nap	tag
bag	sad	did	got	hid

Don't Let the Cat out of the Bag Game Cards

bad	had	can	tag	Sam
Mac	Mit	Dot	Mat	Mag


Statement or a Question Sentence Sort

To Prep:

- *Cut out the period and question mark (as seen below).
- *Cut apart and shuffle the statement and question sentences.
(Print onto cardstock and laminate for durability.)

To Play:

- *One at a time, players pick a sentence, read it, and place it under the period if it is a statement sentence or under the question mark if it is a question sentence.
- *Be sure to read each sentence with expression!



Mat sat on Sam

Did the dog sit

Mag got the hat

Is the cat hot

Did Sam nap

Dot has a rag

Can Mit tag the cat


The cat did not nap

Is Dot on the mat

The dog is not hot

HOT DOG!

OT and OG Word Sort



The hot dogs need ketchup and mustard!

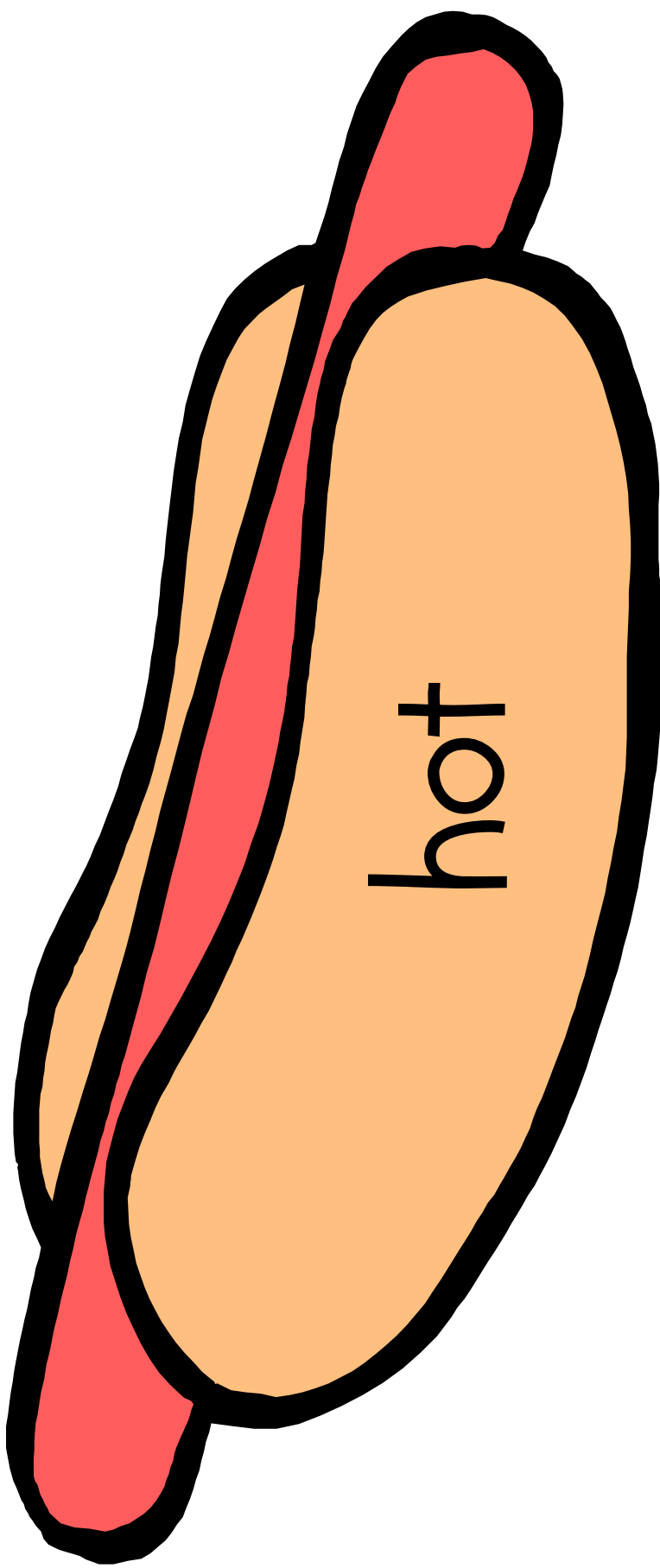
To Prep:

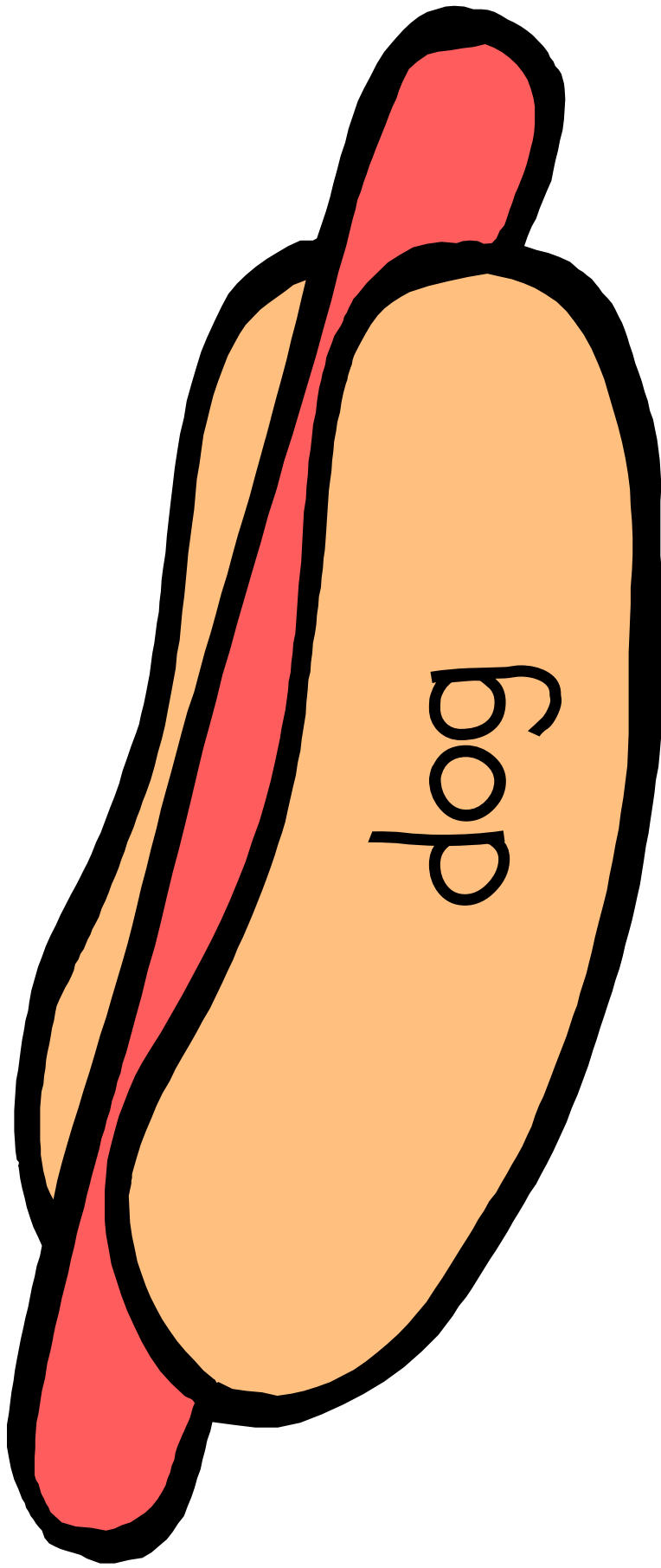
- *Print onto cardstock and laminate for durability.
- *Cut out the "OT" and "OG" words into individual cards.

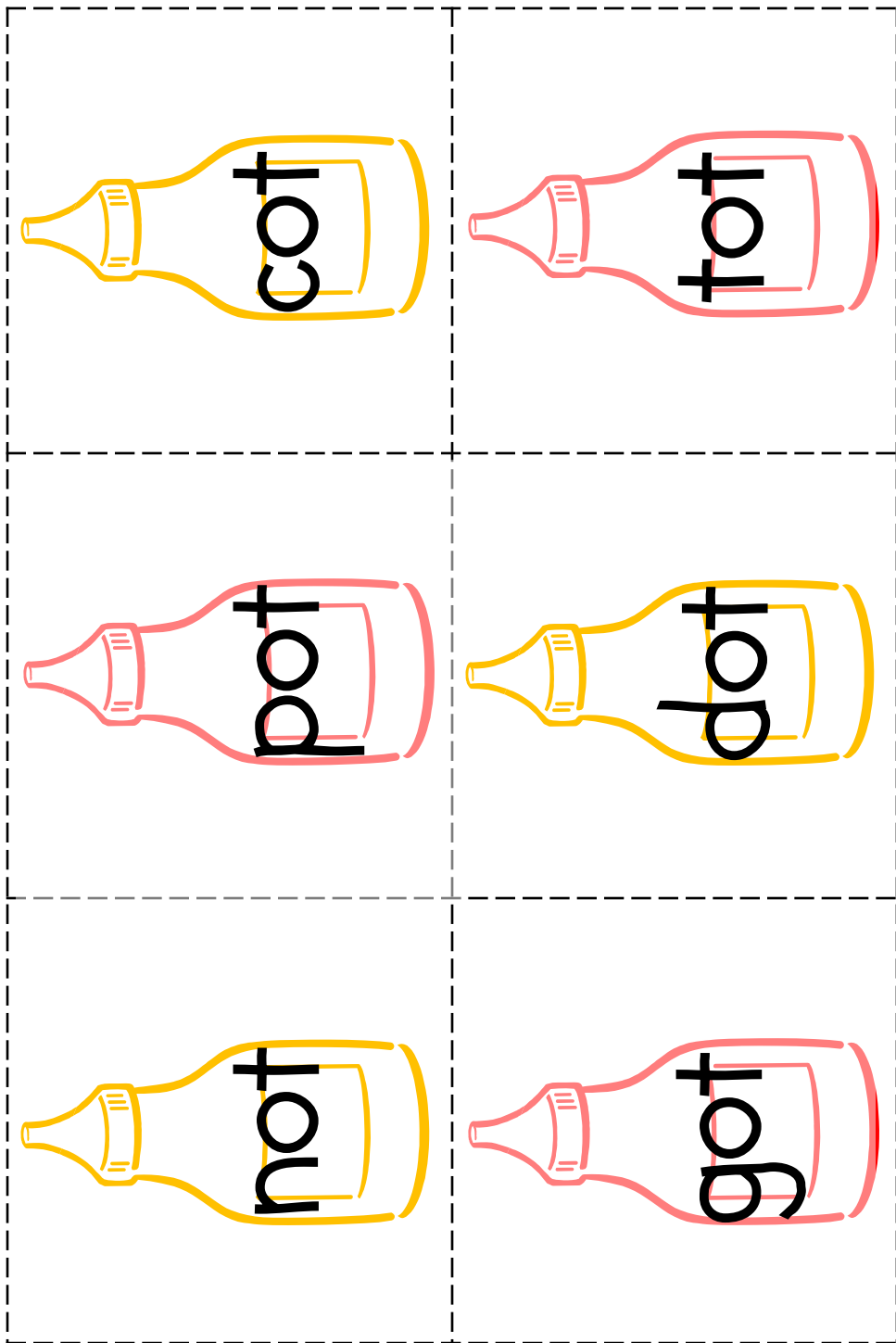
To Play:

- *Lay the HOT and DOG mats onto a floor space.
- *Shuffle the OT and OG word cards.
- *One at a time, players pick a word card, read the word and sort on either the "hot" mat or the "dog" mat to add the mustard and ketchup to each hot dot. (OT words go on the HOT mat, and OG words go on the DOG mat.)
- *Word cards can be shuffled again and re-sorted.

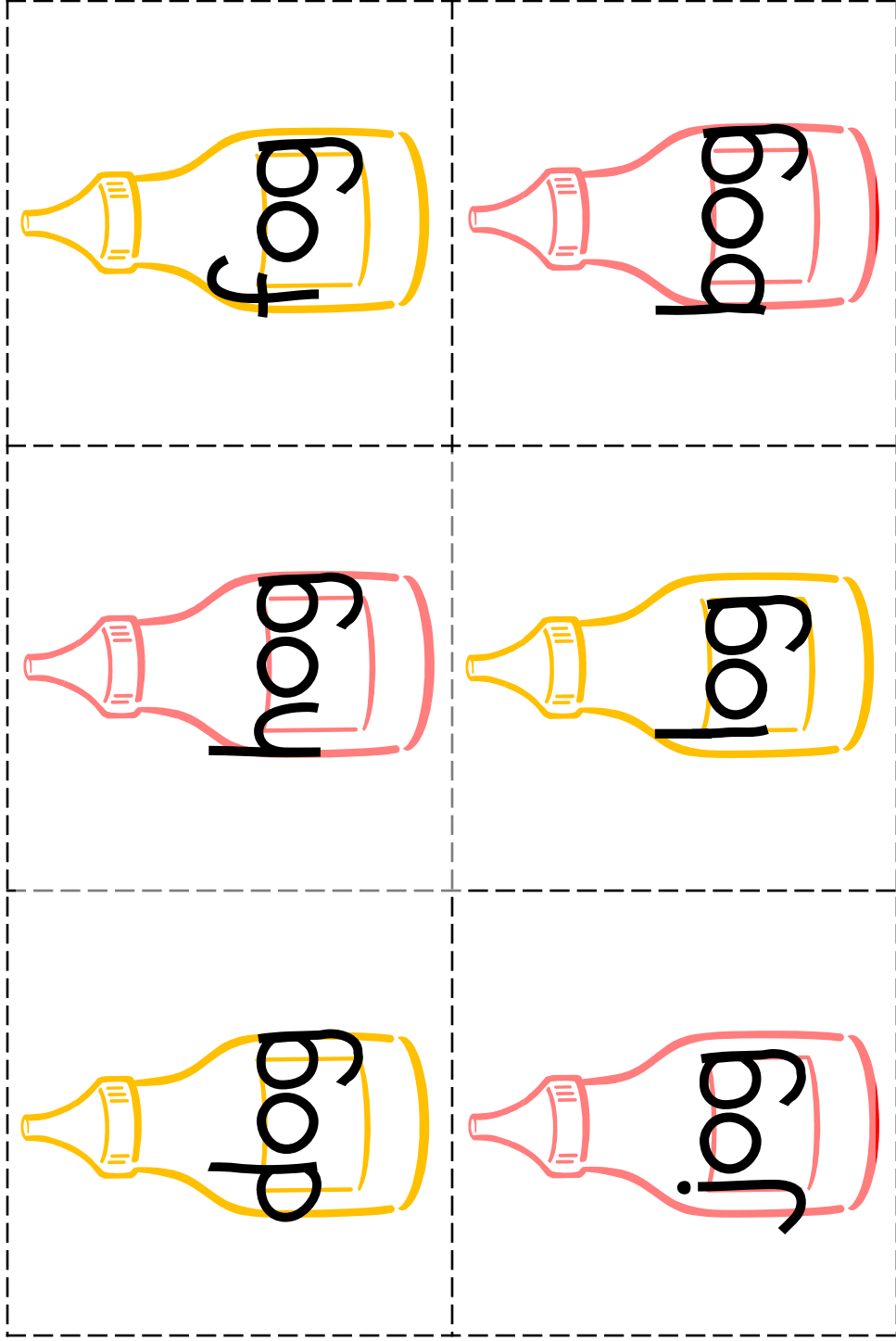








Print onto cardstock and laminate for durability. Cut apart.



Print onto cardstock and laminate for durability. Cut apart.