

## Included in the Pack:

1. UG Pocket Chart Match
2. UG Word Puzzles
3. Flip an UG Word
4. Read and Draw
5. AG, IG, & UG Word Sort

# Pocket Chart UG Match

Included in this activity are:

Colored Pocket Chart onsets- b, r, m, h, t, and m

Pocket Chart rimes- ug (6)

Colored Pocket Chart-it Pictures- bug, rug, jug, hug, tug & mug

Print onto cardstock and laminate for durability. Cut apart onsets, rimes, and pictures. If you do not have a pocket chart, any workspace (such as a floor) will work just as well.

---

This activity can be done several ways.

Here are two suggestions:

## PICTURES FIRST, THEN WORDS (easier)

- \*Place one -ug picture onto the pocket chart. (bug)
- \*Say the name of the picture like this b-ug.
- \*Help your child find the onset (b) and rime (ug) that matches
- \*Place it beside the picture and read the word together



## WORDS FIRST, THEN PICTURES (more difficult)

- \*Place one onset (b) and one rime (ug) in the pocket chart
- \*Read the word like this b-ug
- \*Help your child identify the word and find the picture that matches.
- \*Place it beside the word and read the word together.





[www.thisreadingmama.com](http://www.thisreadingmama.com)



# Pocket Chart UG Match

## -UG WORDS

b

ug

[www.thisreadingmama.com](http://www.thisreadingmama.com)

r

ug

j

ug

# Pocket Chart UG Match

## -UG WORDS

h

ug

t

ug


m

ug

# Flip a Word Directions

staple onset letters here

staple paper for pictures here



Write the onsets  
on the papers  
stapled above

Draw pictures of  
the -ug words on  
the papers stapled  
above

## Directions:

Cut apart papers from pg. 2 and 3 of download. Once papers are stapled into place, the student writes 6 different onsets (suggestions on bottom of pg. 2, such as *b*). Once the *ug* is added, the student draws a picture that corresponds with the new word (bug) on the stapled paper on the right.

After all the words and pictures are finished, ask the student to flip through the chart and match the words to their pictures.



Onsets could include, but are not limited to: b, d, h, j, m, p, r, or t





# Flip a Word Template

## Flip a Word Template:

Print onto cardstock.  
Staple papers onto  
this template.

[www.thisreadingmama.com](http://www.thisreadingmama.com)

Read each phrase and draw a matching picture.

bug on the rug

pig in a wig

the dog can dig

tag on a bag

a hot dog

the cat hid

sit on rug

tug the rag

rip it up

# AG, IG, and UG Word Sort


## To Prep:

- Cut apart all of the words in the table.
- Place ag, ig, and ug at the top of your work space.
- Read and sort all the words by either the ag, ig, or ug pattern.
- Sort them under the correct pattern in columns.

When your sort is complete, it will look something like this:

<u>AG</u>	<u>IG</u>	<u>UG</u>
wag	Jig	bug
bag	dig	rug
tag	fig	hug
Mag	pig	jug
rag	big	tug

\*\*Click [HERE](#) for more activities you can do with this word sort.



AG, IG, and UG Word Sort

ag

ig

ug

wag

bug

Jig

rug

dig

bag

fig

tag

hug

Mag

pig

jug

big

tug

rag