


Set 3



Word
Families

Book 8: *Bed Bugs*

1. On the Bed (short e and u word sort)
2. Word Hunt
3. Color by Short Vowel
4. Write a Word
5. Cut and Paste a Rhyme
6. Sight Word Puzzles
7. Sight Word Search
8. Roll and Write a Sight Word
9. Match-a-Sight Word
10. Spell and Roll! Game

This printable pack was created for use with your child at home or in the classroom setting. Permission was granted from BOB Books to use their logo.

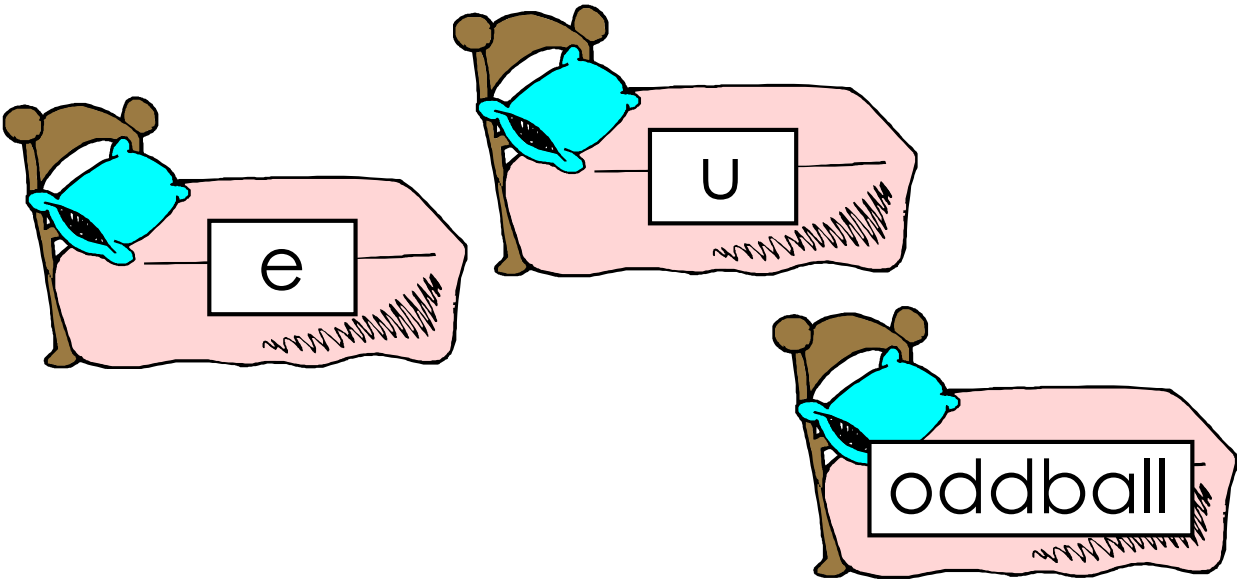
Created by Becky @ www.thisreadingmama.com


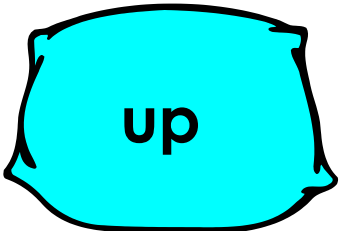

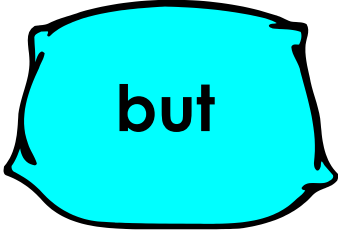
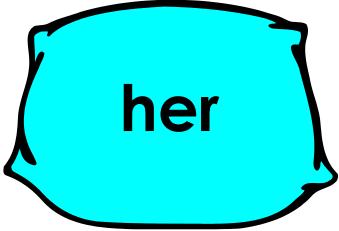
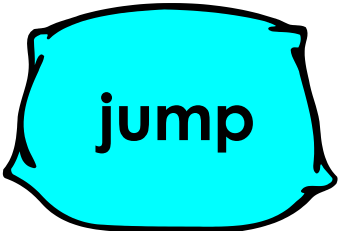
©2013 All Rights Reserved.


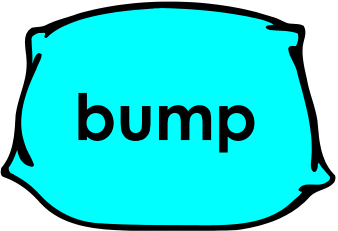


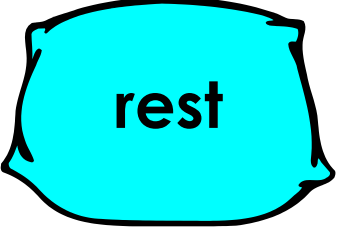

On the Bed

Directions:

Print on cardstock, cut out and laminate for durability.
Sort the words on the pillows as either having the short e, or short u pattern. But, be careful! There's an "oddball" word!
Place around or under the corresponding beds.



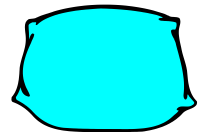
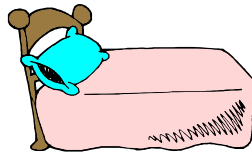
 www.thisreadingmama.com		
		

 fell	 bump	 Meg
 fuss	 rest	 bug

Answer Key:**Short e:** *ten, bed, fell, Meg, rest***Short u:** *up, but, jump, bump, fuss, bug***Oddball:** *her**(it shares the same visual pattern as all the other short e words, but the e makes a different sound!)*

Optional game pieces for Spell and Roll! {pg. 15-21 of download}

Note: The game board is identical in every BOB Book Set 3 Pack.



Word Hunt

Directions: Find all the words with the same short e pattern like **end**.
(Students can dot, circle, underline, or highlight the short e words)

Fred jumped on the bed.

Meg fell off the bed.

“Get your rest,” said Mama.


The bed did bend.

Meg and Fred jumped.

The big bed fell.

Papa sent Meg to bed.

“Get to bed!” said Papa.



Color

a = yellow

e = brown

o = blue

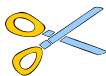
u = pink

Cut and Paste a Rhyme

bed	jump
that	end
bug	clock



Cut out the words and paste them in the box with the word that rhymes.



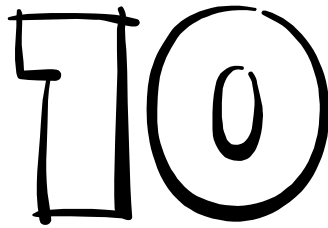




bend	cat
rug	Fred
bump	sock

Write a Word

Bed Bugs
BOB Books: Set 3, Book 8

Look at each picture, then spell the word on the lines from the book.



Directions: Print onto colored cardstock or construction paper. Laminate and cut out for durability.
Cut apart words on dotted lines.
Lay them on work space and ask the child to match up the puzzles.
Read the words created.

all

were

get

your

that

down

of

her

Match-a-Sight Word

Prep Work:

Print off pictures onto cardstock, cut out, and insert into education cubes. If you do not have education cubes, you can purchase them from www.educationcubes.com or make your own with dice with a cardboard box (such as a Priority Mail box). You can also use your creativity to adapt the game in a different way.

all

were

www.thisreadingmama.com

get

your

How to Play:

Players take turns rolling the two dice. On the player's turn, he reads the word on each die and tells if the words match or not. If they do not match, the next player takes his turn. If a player rolls words that DO match, he gets to roll again. Players can also keep score with a point given each time a player rolls a rhyme.

1st Die Inserts:
that

down

2nd Die Inserts:
all

were

2nd Die Inserts:

get

your

that

down

Match-a-Sight Word

adaptation*

Print words on cardstock or colored paper, cut apart, and play Memory Match.

all

all

were

were

get

get

your

your

that

that

down

down

*If you do not own Education Cubes, use this adaptation to Match-a-Sight Word instead.

Can you find these words in the puzzle?

your

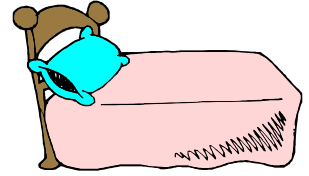
all

were

that

get

down




g	t	a	w	e	r	e	h
e	y	g	d	t	d	w	o
t	a	l	o	n	s	r	t
x	y	a	w	o	c	i	h
p	o	z	n	r	q	k	a
n	u	y	l	e	w	e	t
h	r	u	a	l	l	z	a
g	e	o	t	i	u	y	o

Roll and Write

a Sight Word

1		6	
3		4	
5		6	



Directions: For 1-4 players. Print off a game board for each player. Roll 1 die. Identify the number of dots on the die. Find the sight word that corresponds with that number and write it in the space on the game board with the same number. The player who writes all of his words first is the winner!

Word List

1- all
2- get
3- that

4- were
5- your
6- down

START

S-p-e-l-l and Roll!

Place word cards facedown.

Go
Ahead
2

Lose a
turn

THE
END

Directions
(for 2-4 players)

*Players place their markers on **START**. The player to the left of you picks a card and reads the word aloud. You spell the word out loud. If you spell it correctly, roll the die and go that many spaces. If you do not spell the word correctly, you must stay where you are. The first player to get to **THE END**, wins!

Discard Pile

Lose a
turn

Go
Ahead
2

[illegible]

ten

bed

get

end

fell

Meg

Fred

sent

rest

bend

felt

up

jump

bump

fuss

hush

bug

on

clock

and

that

big

all

her

were

your

down

of

said

was

Optional:

Cut out and use the characters on pg. 3 of this download as game pieces for players.

Note:

The game board {pp. 15-16} is identical in every Set 3 pack of BOB books.