


Set 3



Word  
Families

## **Book 7: *Funny Bunny***

1. Funny Bunnies (short a and u word sort)
2. Word Hunt
3. Color by Short Vowel
4. Write a Word
5. Cut and Paste a Rhyme
6. Sight Word Puzzles
7. Sight Word Search
8. Roll and Write a Sight Word
9. Match-a-Sight Word
10. Spell and Roll! Game

This printable pack was created for use with your child at home or in the classroom setting. Permission was granted from BOB Books to use their logo.



Created by Becky @ [www.thisreadingmama.com](http://www.thisreadingmama.com)







©2013 All Rights Reserved.

# Funny Bunnies

## Directions:

Print on cardstock, cut out and laminate for durability.  
Sort the words on the carrots as either having the short a, or short u pattern. But, be careful! There's an "oddball" word!  
*Place around or under the corresponding bunnies.*






 was	 fun	 ran
 jump	 fast	 puff

**Answer Key:****Short a:** *at, and, ran, had, fast***Short u:** *Tup, but, run, fun, jump, puff***Oddball:** *was*

(it shares the same visual pattern as all the other short a words, but the *a* makes the short *u* sound instead!)

Optional game pieces for Spell and Roll! {pg. 15-19 of download}

Note: The game board is identical in every BOB Book Set 3 Pack.



# Word Hunt

**Directions:** Find all the words with the same short u pattern like **up**.  
(Students can dot, circle, underline, or highlight the short u words)

Tup the bunny had fun.

The bunny jumped up.

Tup did fun stunts.

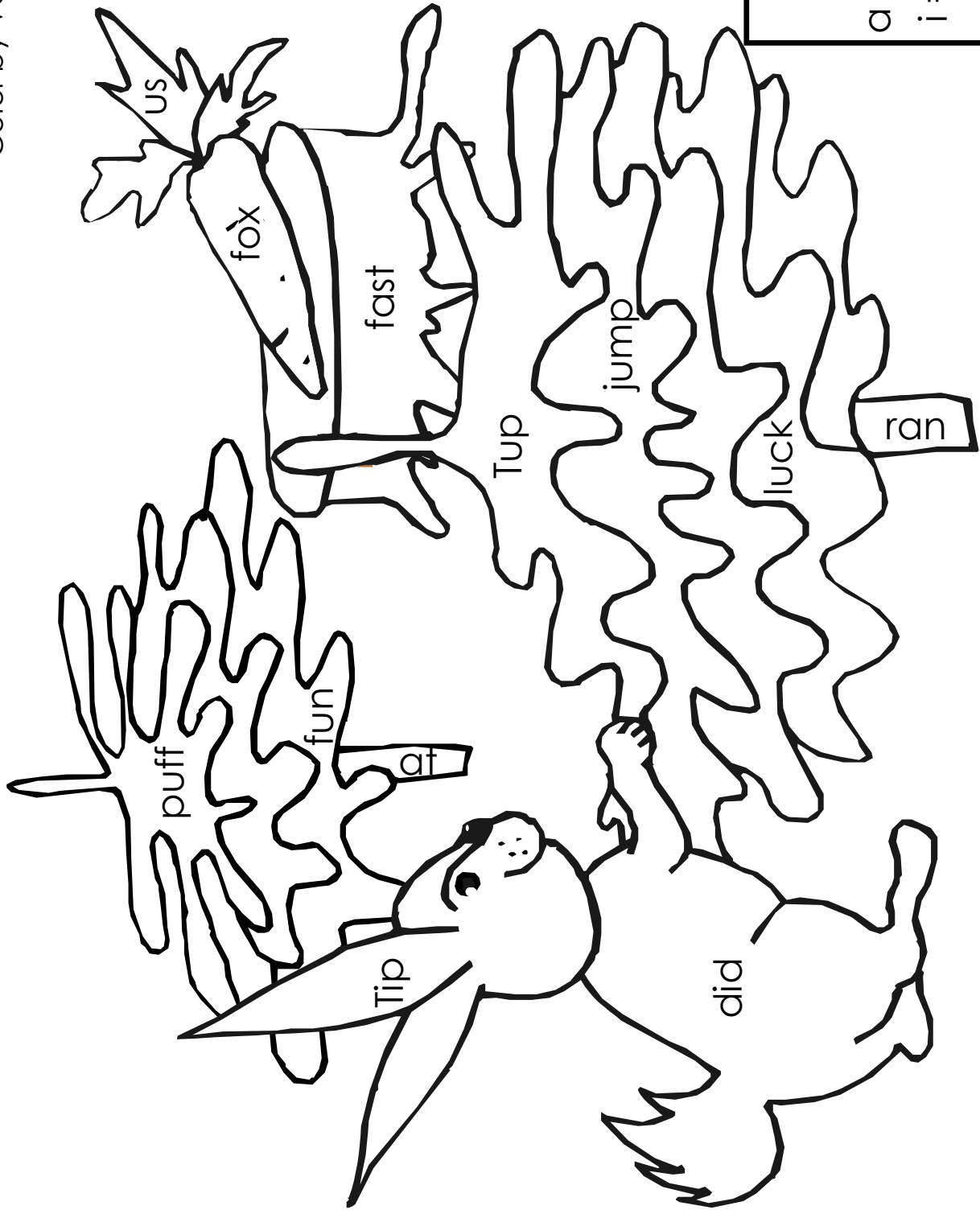
“Jump up!” said Tip.

Tip and Tup had luck.

Tup said, “Run fast!”

Tup and Tip hung on.

“Puff, puff,” said the fox.



Color

a = brown

i = gray

o = orange

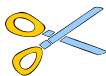
u = green

# Cut and Paste a Rhyme

run	fox
fast	up
Tip	had



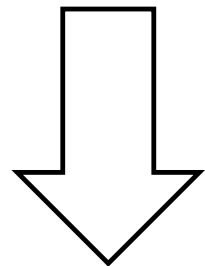



Cut out the words and paste them in the box with the word that rhymes.



Lox	dad
last	fun
Tup	lip

# Write a Word

Look at each picture, then spell the word on the lines from the book.



**Directions:** Print onto colored cardstock or construction paper. Laminate and cut out for durability.  
Cut apart words on dotted lines.  
Lay them on work space and ask the child to match up the puzzles.  
Read the words created.

us

out

down

have

of

at

on

is



# Match-a-Sight Word

## Prep Work:

Print off pictures onto cardstock, cut out, and insert into education cubes. If you do not have education cubes, you can purchase them from [www.educationcubes.com](http://www.educationcubes.com) or make your own with dice with a cardboard box (such as a Priority Mail box). You can also use your creativity to adapt the game in a different way.

1st Die Inserts:

us

out

[www.thisreadingmama.com](http://www.thisreadingmama.com)

down

have

**How to Play:**

Players take turns rolling the two dice. On the player's turn, he reads the word on each die and tells if the words match or not. If they do not match, the next player takes his turn. If a player rolls words that DO match, he gets to roll again. Players can also keep score with a point given each time a player rolls a rhyme.

1<sup>st</sup> Die Inserts:  
of

at

2<sup>nd</sup> Die Inserts:  
us

out

2<sup>nd</sup> Die Inserts:

down

have

of

at

# Match-a-Sight Word

adaptation\*

Print words on cardstock or colored paper, cut apart, and play Memory Match.

us

us

out

out

down

down

have

have

of

of

at

at

\*If you do not own Education Cubes, use this adaptation to Match-a-Sight Word instead.

Can you find these words in the puzzle?

**us**


**out**

**down**

**have**

**of**

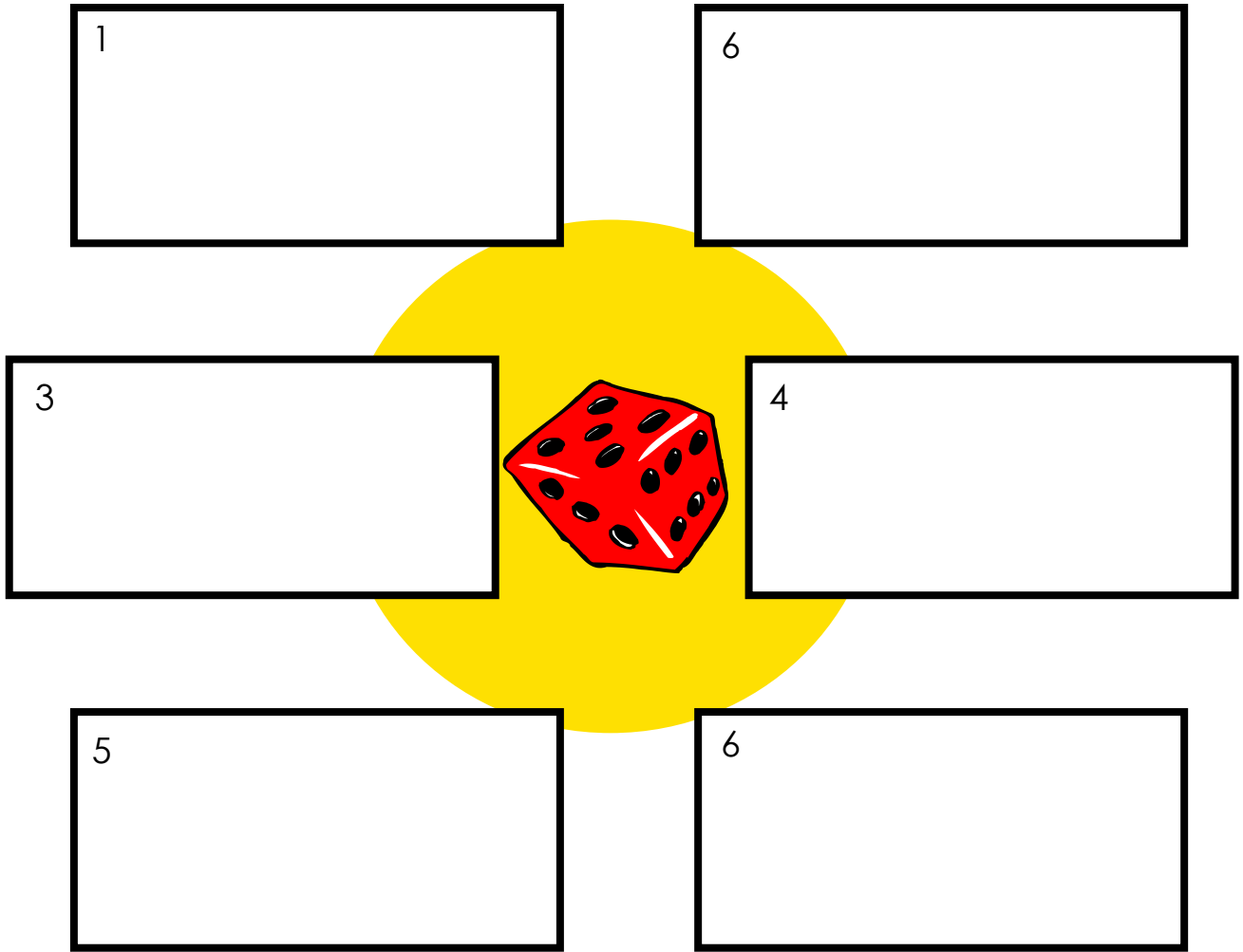
**at**



<b>o</b>	<b>b</b>	<b>t</b>	<b>r</b>	<b>h</b>	<b>c</b>	<b>n</b>	<b>e</b>
<b>f</b>	<b>g</b>	<b>w</b>	<b>n</b>	<b>p</b>	<b>o</b>	<b>u</b>	<b>t</b>
<b>z</b>	<b>d</b>	<b>k</b>	<b>q</b>	<b>f</b>	<b>t</b>	<b>y</b>	<b>j</b>
<b>d</b>	<b>o</b>	<b>x</b>	<b>a</b>	<b>r</b>	<b>b</b>	<b>c</b>	<b>k</b>
<b>y</b>	<b>w</b>	<b>v</b>	<b>h</b>	<b>a</b>	<b>v</b>	<b>e</b>	<b>a</b>
<b>w</b>	<b>n</b>	<b>m</b>	<b>i</b>	<b>e</b>	<b>o</b>	<b>u</b>	<b>l</b>
<b>u</b>	<b>a</b>	<b>s</b>	<b>h</b>	<b>u</b>	<b>r</b>	<b>a</b>	<b>t</b>
<b>v</b>	<b>o</b>	<b>d</b>	<b>w</b>	<b>s</b>	<b>i</b>	<b>n</b>	<b>w</b>

# Roll and Write

a Sight Word



**Directions:** For 1-4 players. Print off a game board for each player. Roll 1 die. Identify the number of dots on the die. Find the sight word that corresponds with that number and write it in the space on the game board with the same number. The player who writes all of his words first is the winner!

## Word List

1- us

2- down

3- of

4- out

5- have

6- at

**START**

# S-p-e-l-l and Roll!

Place word cards facedown.

Go  
Ahead  
2

Lose a  
turn

THE  
END

**Directions**  
(for 2-4 players)

\*Players place their markers on **START**. The player to the left of you picks a card and reads the word aloud. You spell the word out loud. If you spell it correctly, roll the die and go that many spaces. If you do not spell the word correctly, you must stay where you are. The first player to get to **THE END**, wins!

Discard Pile

Lose a  
turn

Go  
Ahead  
2



[illegible]

us

up

jump

but

run

fun

fast

ran

at

had

fox

on

did

Tip

went

said

out

for

down

want

have

of

**Optional:**

Cut out and use the characters on pg. 3 of this download as game pieces for players.

**Note:**

The game board {pp. 15-16} is identical in every Set 3 pack of BOB books.