



Out my Window




www.thisreadingmama.com

Four Seasons Pre-K/K Pack
Out my Window Emergent Reader
Sight Words from Text: *out, my, I, can, see, it, is, the*

Created by Becky @ thisreadingmama.com
©2013 All Rights Reserved.




I can see out my window.




I can see out my window.
It is fall.






I can see out my window.
It is winter.



I can see out my window.
It is spring.



I can see out my window.
It is summer.




I can see the four seasons
out my window.

Out My Window

Full-Page Emergent Reader

I can see out my window.




I can see out my window.
It is fall.



I can see out my window.
It is winter.




I can see out my window.
It is spring.



I can see out my window.
It is summer.



I can see the four
seasons out my window.



The Four Seasons



www.thisreadingmama.com

Four Seasons PreK/K Pack
The Four Seasons Emergent Reader
Sight Words: *I, like, the, to, in*

Created by Becky © thisreadingmama.com
©2013 All Rights Reserved.



I like the four seasons.



fall



I like to jump in the leaves.



I like to play in the snow.



I like to splash in the puddles.



I like swim in the pool.



I like the four seasons.

The Four Seasons

Full-Page Emergent Reader

I like the four seasons.



I like to jump in the leaves.



I like to play in the snow.



I like to splash in the puddles.






I like swim in the pool.



I like the four seasons.








Cut any of the pictures and attach to a popsicle stick, like this.

The pointer can be used to point to the words as the child reads the emergent reader.

Four Seasons Lacing Cards
Print onto cardstock. Hole punch close to the edges to make into lacing cards.





The Four Seasons Rhyming Match Up



- *Print onto cardstock and laminate for durability.
- *Cut apart and use to match up the rhyming words.
- *Use a pocket chart or floor space.



Picture Key:






rain-train, pool-stool,
snow-blow, rake-cake, soil-oil
beach-peach, sled-bed, tree-bee



www.thisreadingmama.com








Four Seasons Concept Sort

*Copy headers (on this page) and picture cards for each season onto cardstock and laminate for durability. Cut out.

Use a workspace such as a pocket chart, table top or floor space to sort the pictures as either fall, winter, spring or summer. (Picture Key located below.)


FALL




WINTER



SPRING



SUMMER



Picture Key

Fall: scarecrow, pumpkins, fall tree, acorns, leaves, rake





Winter: snowman, coat, bare tree, mittens, sled, snowflake


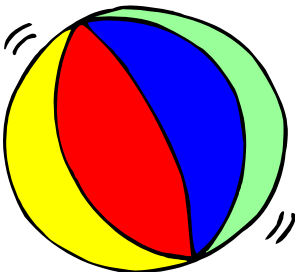





Spring: kite, umbrella, flower, rain, raincoat, butterfly

Summer: sandcastle, flip flops, sunglasses, ice cream, pool, beach ball



www.thisreadingmama.com





Number Cards 1-20

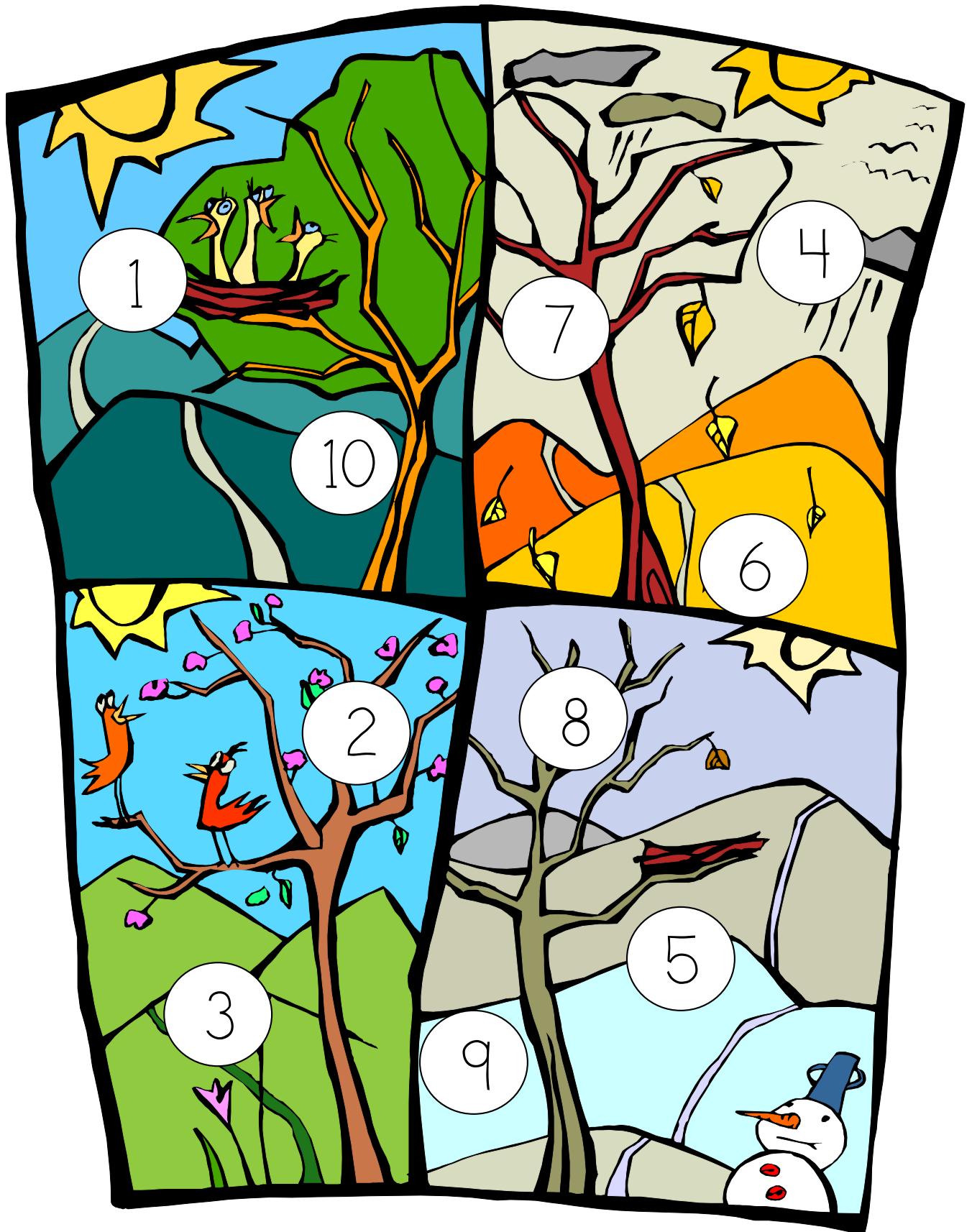
Print onto cardstock and laminate for durability. Cut out. Place numbers facedown on a work surface. Child draws a card, reads the number, and covers the number (pp. 21-24 of download.)

1	6	11	16
2	7	12	17
3	8	13	18
4	9	14	19
5	10	15	20

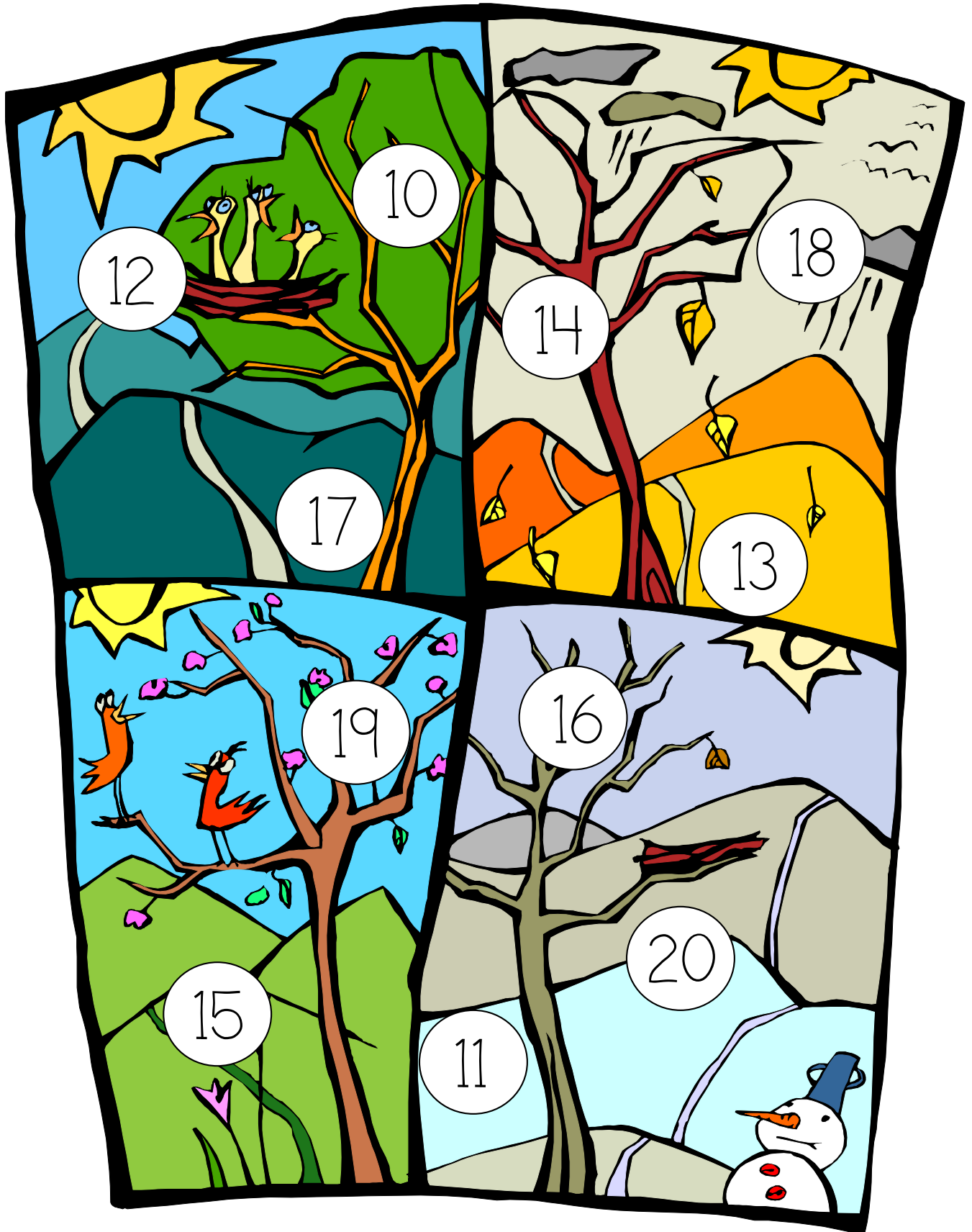
www.thisreadingmama.com

www.thisreadingmama.com

©2013 All Rights Reserved.










Directions:

Roll 1 die. Find the number on the four seasons picture and cover.




Directions:

Roll 1 die. Find the number on the four seasons picture and cover.



Directions:

Roll 2 dice. Add up the two numbers. Find the sum on the four seasons and cover.



Directions:

Roll 2 dice. Add up the two numbers. Find the sum on the four seasons and cover.

