

1-2-3 FLIP IT!

To Prep:

- Print off one game board for two players to share.
- Print off cards, cut out and laminate.

To Play:

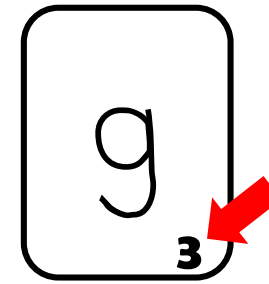
- Deal each player 20 cards.
- Players place their 20 cards face down in a pile. Extra cards are not used.
- Decide who goes first.
- Player one starts the game by flipping over his top card. He looks at the number on the bottom of the card and places it in that space on the game board. The player reads the new word created (real or silly) aloud.
- Player two then flips over his top card, looks at the number on the bottom, places it on the game board, and reads the new word aloud.
- Play is over when both players have used all 20 cards.
- Shuffle and play again.

Variations:

- Depending on the age of the player(s), try using more or less cards.
- Players can receive points for every word read correctly.
- Players can receive points for every REAL word created on their turn.
- If you want to play with more than two players, copy the letter cards more than once.

Additional Purchase Option:

My 1-2-3 Flip It/Spell It! Bundle Pack also includes ending blends and a more challenging blend/digraph game called, "1-2-3 Spell It!" among four other phonics game board options. You can purchase for only \$2 it by clicking [here](#) (Click on "Add to Cart" in the post).



This card goes in the 3rd space on the game board.

Terms of Use:

This free printable was created for use at home with your child/students or with multiple children in a classroom/tutoring setting.

Please do not sell, host, reproduce, giveaway, or store on any other site (including a blog, Facebook, 4Shared, Dropbox, etc.). Thank you for your honesty!

1-2-3 FLIP IT!

fl

1

a

2

g

3

bl

1

br

1

cl

1

cl

1

cr

1

dr

1

dr

1

fl

1

fl

1

fr

1

gl

1

gr

1

pl

1

pl

1

pr

1

sc

1

sk

1

sl

1

sm

1

sn

1

sn

1

sp

1

sp

1

st

1

st

1

sw

1

tr

1

tr

1

tw

1

qu

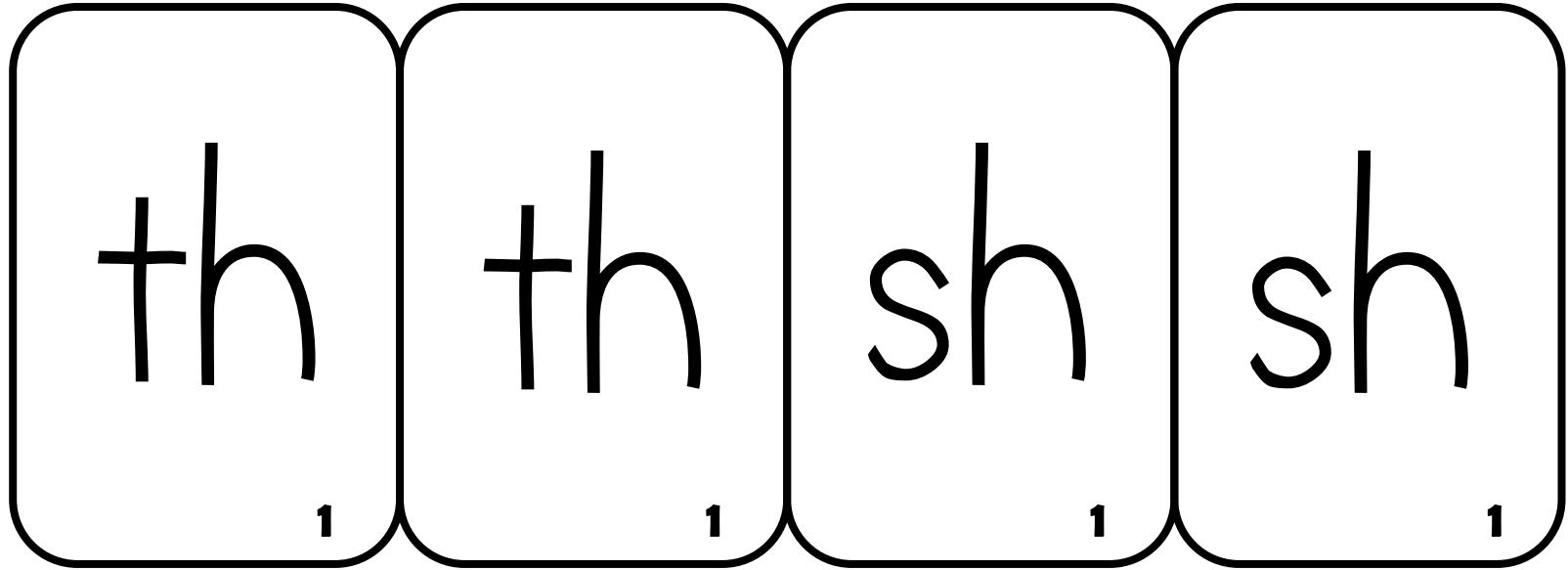
1

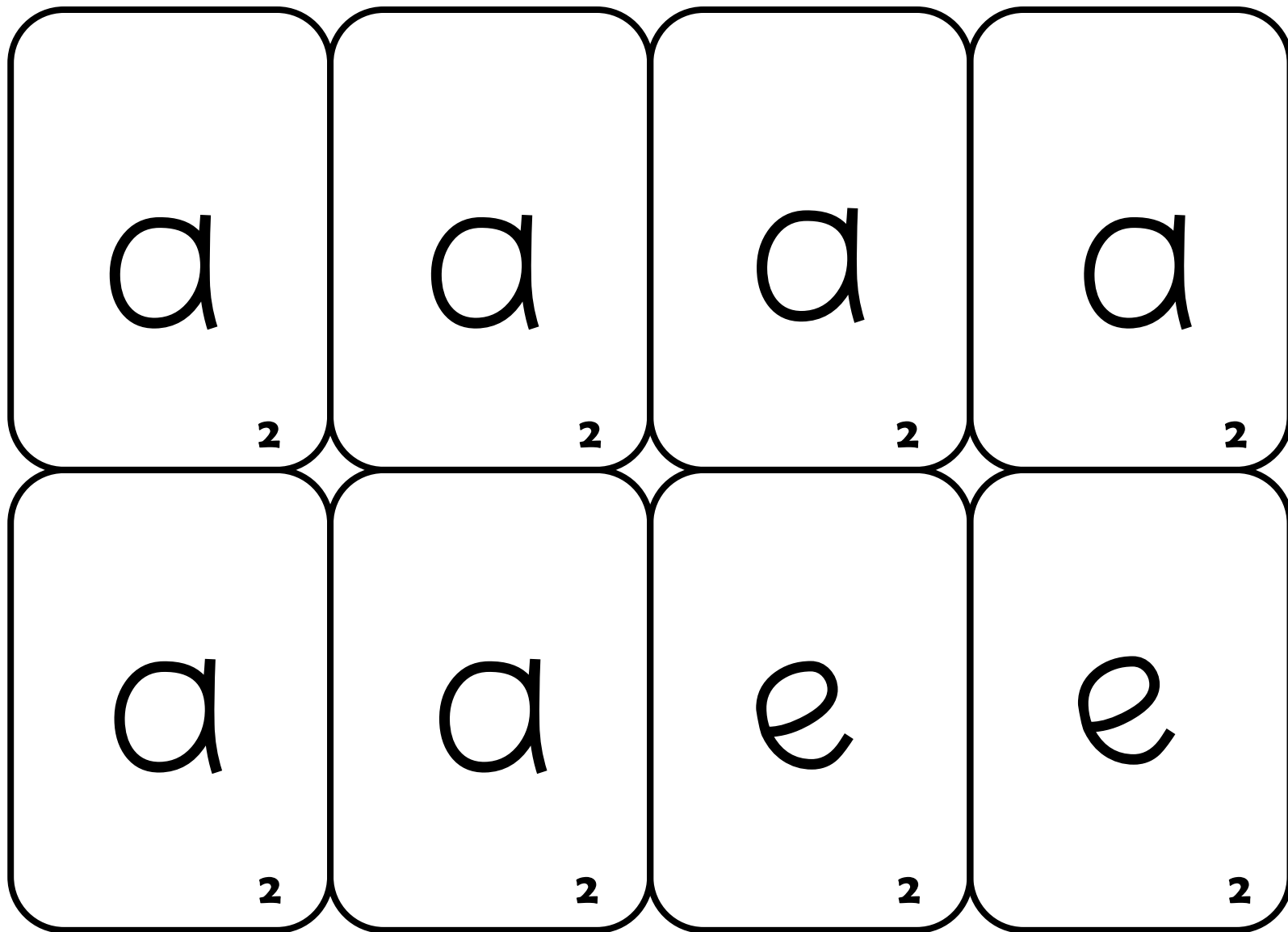
ch

1

ch

1





e

2

e

2

e

2

i

2

i

2

i

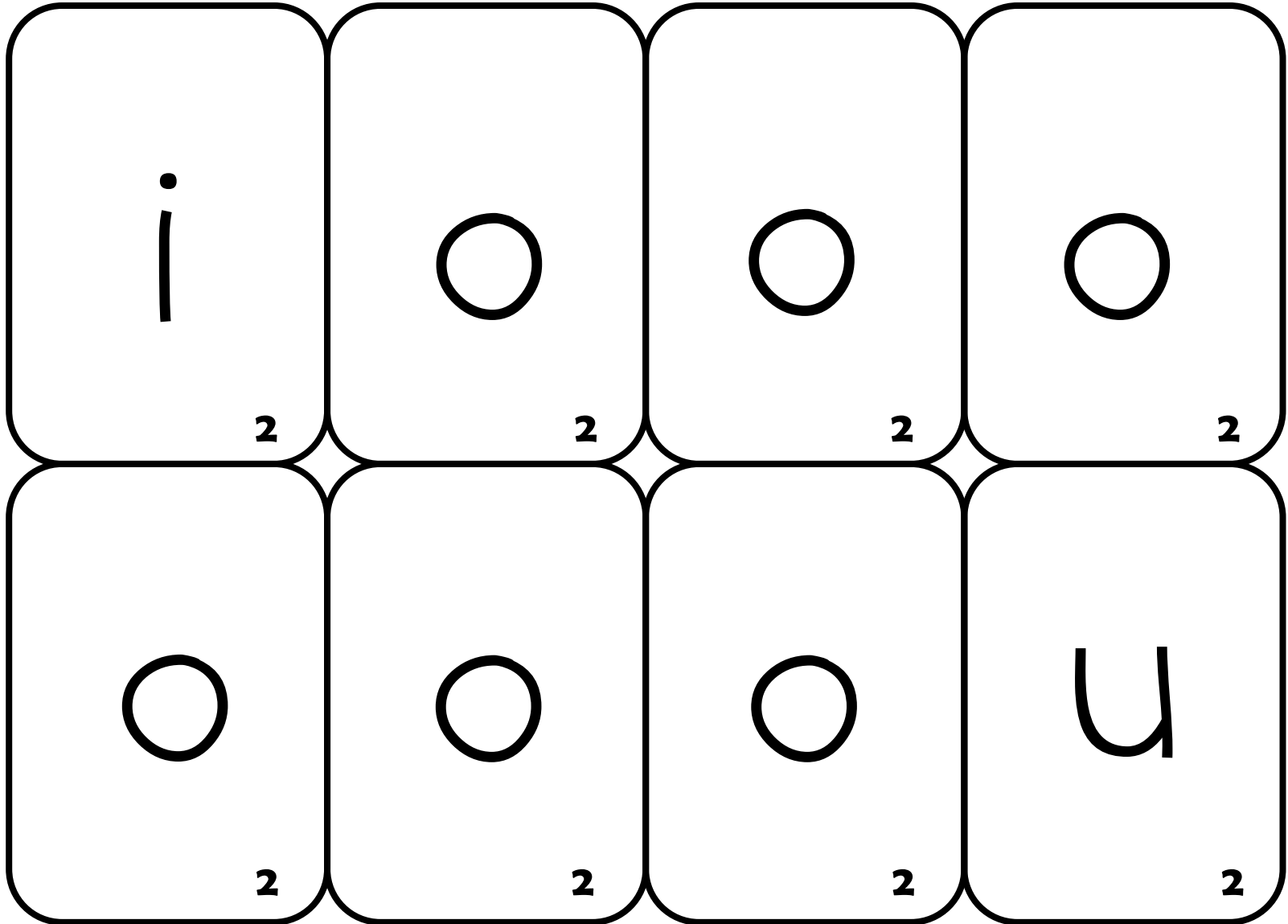
2

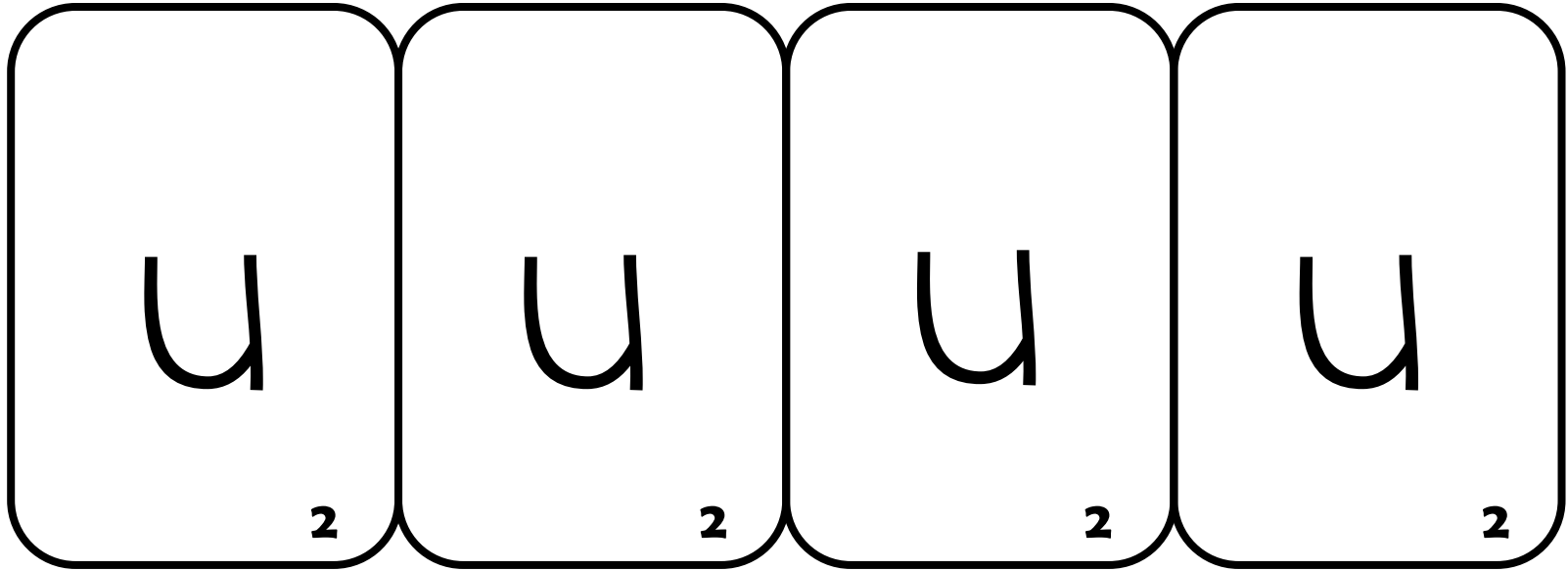
i

2

i

2





b 3	b 3	b 3	d 3
d 3	d 3	d 3	g 3

