

# I See Thanksgiving

A Thanksgiving Counting Book




[www.thisreadingmama.com](http://www.thisreadingmama.com)


Read with Numerals  
Sight Words: *I, see*

[www.thisreadingmama.com](http://www.thisreadingmama.com)


Updated ©2013 All Rights Reserved.



I see 1 ship.




I see 2 Pilgrims.




I see 3 pies.



I see 4 pumpkins.



I see 5 turkeys.



Happy Thanksgiving!

# I See Thanksgiving

A Thanksgiving Counting Book




[www.thisreadingmama.com](http://www.thisreadingmama.com)

Read with Number Words


Sight Words: *I, see*

[www.thisreadingmama.com](http://www.thisreadingmama.com)


Updated ©2013 All Rights Reserved.



I see one ship.




I see two Pilgrims.




I see three pies.



I see four pumpkins.



I see five turkeys.



Happy Thanksgiving!



# I See Thanksgiving

A Thanksgiving Counting Book



[www.thisreadingmama.com](http://www.thisreadingmama.com)

I see 1 ship.

I see 2 Pilgrims.

I see 3 pies.

I see 4 pumpkins.

I see 5 turkeys.

Happy Thanksgiving!

# I See Thanksgiving

A Thanksgiving Counting Book



[www.thisreadingmama.com](http://www.thisreadingmama.com)

Blank Book Template Number Words

Sight Words: *I, see*

[www.thisreadingmama.com](http://www.thisreadingmama.com)

Updated ©2013 All Rights Reserved.

I see one ship.

I see two Pilgrims.


I see three pies.

I see four pumpkins.





I see five turkeys.



Happy Thanksgiving!





For some extra cutting and  
gluing practice, cut out  
and glue these pictures  
into the blank book template.







# I See

Full-Page Emergent Reader


I see 1 ship.




I see 2 Pilgrims.




I see 3 pies.



I see 4 pumpkins.



I see 5 turkeys.




Happy Thanksgiving!




# I See

Full-Page Emergent Reader


I see one ship.




I see two Pilgrims.




I see three pies.



I see four pumpkins.



I see five turkeys.




Happy Thanksgiving!




# A Thankful Heart



[www.thisreadingmama.com](http://www.thisreadingmama.com)




I have a home.





I have a family.



I have toys.



I have clothes.



I have food.



I have a thankful heart.



Brainstorm with your child all the things for which he has to be thankful. Make/write a list together. Let your child choose from that list to create his own book in the blank template that follows.



# A Thankful Heart



[www.thisreadingmama.com](http://www.thisreadingmama.com)

I have \_\_\_\_\_.

I have \_\_\_\_\_.

I have \_\_\_\_\_.

I have \_\_\_\_\_.


I have \_\_\_\_\_.

I have a thankful heart.

# A Thankful Heart

Full-Page Emergent Reader

I have a home.



I have a family.




I have toys.



I have clothes.







I have food.



I have a thankful heart.



# Thanksgiving Pointers



Cut any of the pictures and attach to a popsicle stick, like this.

The pointer can be used to point to the words as the child reads the emergent reader.

# Thanksgiving Syllable Picture Cards


For use with a pocket chart. If you do not have a pocket chart, any work space will do (such as a table top or floor).

## To Prep:

- Print cards onto cardstock, cut out, and laminate for durability
- Optional: Print the word on the back of each card or the number of syllables to make the activity self-checking

## Directions:

- Shuffle all the picture cards.
- Place the number cards at the top of your workspace
- Pick up one card at a time (you could take turns with child), say the name of the picture like this: "Pil-grim", separating the sounds
- If necessary, clap and count the syllables
- Sort the picture under the correct number, creating columns as you go.





1

[www.thisreadingmama.com](http://www.thisreadingmama.com)

## 1-Syllable Words

corn  
ham  
bread  
cook  
pray  
pie

2

## 2-Syllable Words

turkey  
Pilgrim  
pumpkin  
drumstick  
gravy  
parade


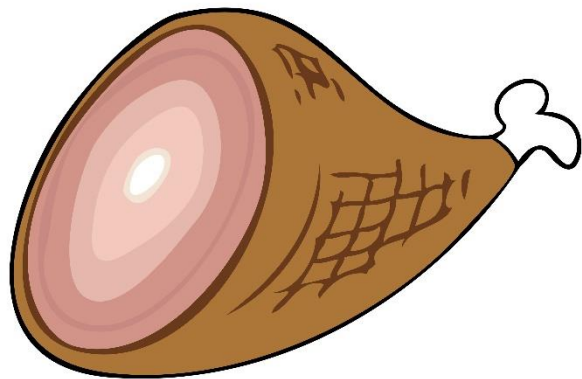
3



## 3-Syllable Words





family  
Mayflower  
potatoes  
cranberries  
vegetables  
November



[www.thisreadingmama.com](http://www.thisreadingmama.com)















# Which One is Different?

Help the Pilgrim figure out which picture is different than the rest.



# Which One is Different?

Help the Pilgrim figure out which picture is different than the rest.

