


Writing Stories to Christmas Music

- Listen to instrumental Christmas Music.
- Use the music to visualize and brainstorm stories. What is the music telling you?
- Use the writing templates below for kids to draw and write about their pictures and/or stories.

Terms of Use: This free printable was created for you to use at home with your child/students or with multiple children in a classroom/tutoring setting. Please **do not** sell, host, reproduce, giveaway, or store on any other site (including a blog, Facebook, 4Shared, Dropbox, etc.). Thank you!




Clipart: Microsoft Clipart


Writing Stories to Christmas Music
©2013 All Rights Reserved.

www.thisreadingmama.com

Listen to the music. Draw a picture to match the music. Write about your picture.




Listen to the music. Draw a picture to match the music. Write about your picture.



Listen to the music. Draw a picture to match the music. Write about your picture.



Listen to the music. Draw a picture to match the music. Write about your picture.



Listen to the music. Draw pictures to match the music. Write a story to go with your pictures.



Large rounded rectangular box for drawing pictures.

Large rounded rectangular box for drawing pictures.

Large rounded rectangular box for drawing pictures.

Five horizontal lines for writing a story.