


In My Garden




www.thisreadingmama.com

Updated Garden Pre-K/K Pack
Sight Words: *I, have, in, my*


Created by Becky © www.thisreadingmama.com
©2014 All Rights Reserved.




I have carrots in my garden.




I have watermelon in my garden.




I have tomatoes in my garden.



I have lettuce in my garden.




I have strawberries in my garden.



I have a rabbit in my garden.
Go away!

In My Garden

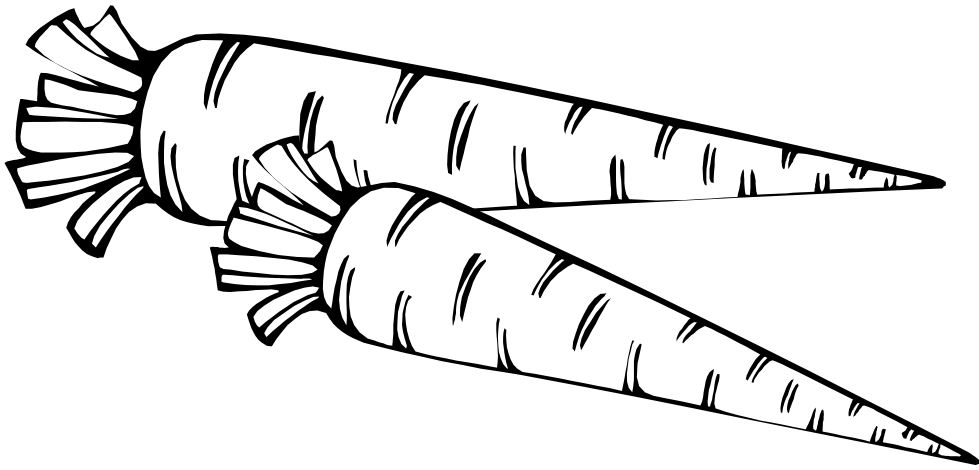


www.thisreadingmama.com

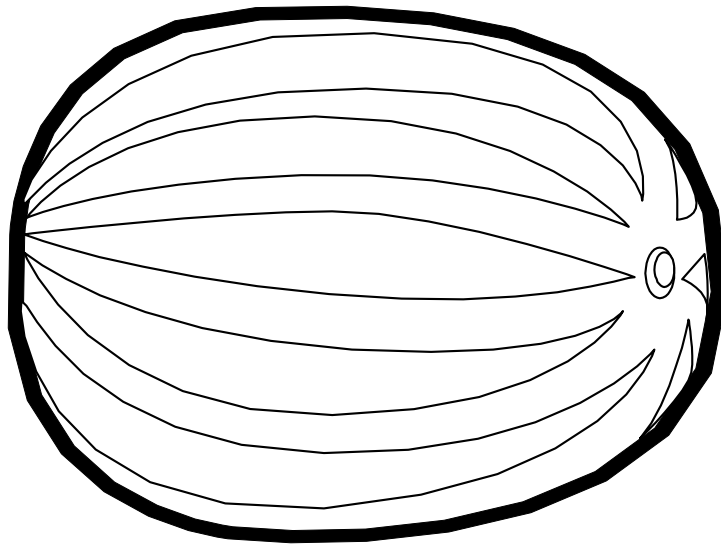
Updated Garden Pre-K/K Pack
Sight Words: *I, have, in, my*

Created by Becky © www.thisreadingmama.com

©2014 All Rights Reserved.




I have carrots in my garden.



I have watermelon in my garden.




I have tomatoes in my garden.



I have lettuce in my garden.



I have strawberries in my garden.



I have a rabbit in my garden.
Go away!

In My Garden



www.thisreadingmama.com

Updated Garden Pre-K/K Pack
Cut and Paste Version
Sight Words: *I, have, in, my*

Created by Becky @ www.thisreadingmama.com
©2014 All Rights Reserved.

I have carrots in my garden.



I have watermelon in my garden.

I have tomatoes in my garden.





I have lettuce in my garden.

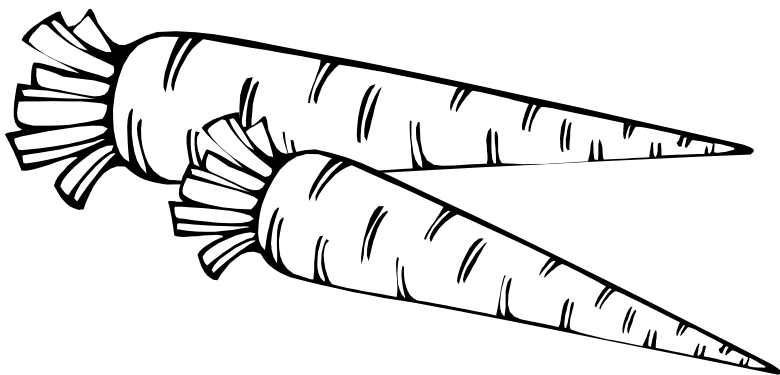

I have strawberries in my garden.

I have a rabbit in my garden.
Go away!

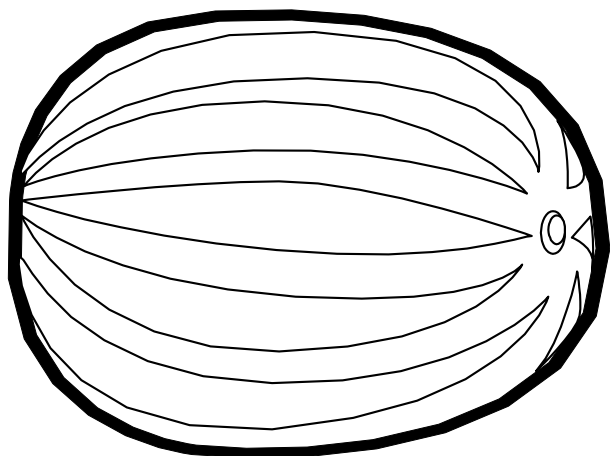



Cut out the pictures
and paste onto the
correct pages of the
book.






Color, then cut out
the pictures and
paste onto the
correct pages of the
book.



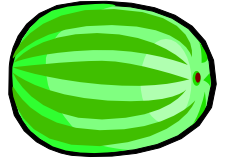
In My Garden

Full-Page Emergent Reader


I have carrots in my garden.




I have watermelon in my garden.




I have tomatoes in my garden.



I have lettuce in my garden.








I have strawberries in my garden.



I have a rabbit in my garden.
Go away!



Garden Pointers



Cut any of the pictures and attach to a popsicle stick, like this. The pointer can be used to point to the words as the child reads the emergent reader.

Garden Rhyming Match Up

- *Print onto cardstock and laminate for durability.
- *Cut apart and use to match up the rhyming words.
- *Use a pocket chart or floor space.








Picture Key:

glove-dove
seeds-weeds
tomato-potato
sun-run
rain-train
soil-oil



www.thisreadingmama.com





Roll-a-Syllable

(Garden Pre-K/K Pack)



Prep Work:

Print off picture inserts onto cardstock, cut out, and insert into education cubes. If you do not have education cubes, you can purchase them from www.amazon.com (they're called Photo Stacking Blocks on Amazon) or make your own dice with a cardboard box (such as a Priority Mail box).

How to Play:

EASY VERSION- Insert 6 pictures into one die: 2 one-syllable pictures, 2 two-syllable pictures, and 2 three-syllable pictures. Players take turns rolling one die, saying the object's name (such as "gar-den"), and telling how many syllables or big parts each word has.

HARDER VERSION- Insert 6 pictures into two dice: for example 2 one-syllable pictures, 2 two-syllable pictures, and 2 three-syllable pictures in each die. Players take turns rolling the two dice, saying the name of the objects on each die like this "gar-den"; then telling if they have the same number of syllables (big parts) or not.

PICTURE KEY

1-Syllable Words

gloves
seeds
sun
rain
soil
weeds

2-Syllable Words

garden
carrots
onion
rabbit
shovel
insects

3-Syllable Words


vegetables
strawberries
cucumber
tomatoes
wheelbarrow
zucchini

Roll-a-Syllable

(Garden Pre-K/K Pack)





www.thisreadingmama.com







www.thisreadingmama.com












www.thisreadingmama.com















Which One is Different?

Can you find the picture that is different than the rest?

Level 1



Which One is Different?

Can you find the picture that is different than the rest?

Level 2

