

# In the Summer

[www.thisreadingmama.com](http://www.thisreadingmama.com)

Summer Pre-K/K Pack  
Sight Words: *I, like, to, in, the*

Created by Becky @ [www.thisreadingmama.com](http://www.thisreadingmama.com)

©2014 All Rights Reserved.



I like to swim in the summer.



I like to camp in the summer.



I like to picnic in the summer.



I like to ride in the summer.



I like to build in the summer.



I like to swing in the summer.  
Whee!

# In the Summer

[www.thisreadingmama.com](http://www.thisreadingmama.com)


Summer Pre-K/K Pack  
Sight Words: *I, like, to, in, the*

Created by Becky @ [www.thisreadingmama.com](http://www.thisreadingmama.com)

©2014 All Rights Reserved.



I like to swim in the summer.



I like to camp in the summer.



I like to picnic in the summer.



I like to ride in the summer.



I like to build in the summer.



I like to swing in the summer.  
Whee!



# In the Summer

[www.thisreadingmama.com](http://www.thisreadingmama.com)

Summer Pre-K/K Pack  
Cut and Paste Version  
Sight Words: *I, like, to, in, the*

Created by Becky @ [www.thisreadingmama.com](http://www.thisreadingmama.com)

©2014 All Rights Reserved.

I like to swim in the summer.

I like to camp in the summer.

I like to picnic in the summer.

I like to ride in the summer.


I like to build in the summer.

I like to swing in the summer.  
Whee!




Cut out the pictures  
and paste onto the  
correct pages of the  
book.





Color, then cut out  
the pictures and  
paste onto the  
correct pages of the  
book.



# In the Summer

Full-Page Emergent Reader

I like to swim in the summer.



I like to camp in the summer.



I like to picnic in the summer.



I like to ride in the summer.



I like to build in the summer.



I like to swing in the summer.  
Whee!



# In the Summer

[www.thisreadingmama.com](http://www.thisreadingmama.com)

Updated Summer Pre-K/K Pack  
Early Emergent Reader  
Sight Word: /

Created by Becky @ [www.thisreadingmama.com](http://www.thisreadingmama.com)

©2014 All Rights Reserved.





I swim.



I camp.



I picnic.



I ride.



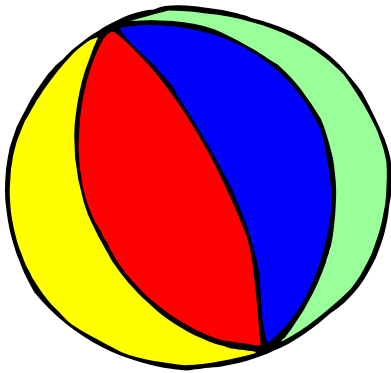


I build.



I swing. Whee!

# Summer Pointers



Cut any of the pictures and attach to a popsicle stick, like this.

The pointer can be used to point to the words as the child reads the emergent reader.

# Word and Picture Cards

## For Early Emergent or Emergent Reader

Use the picture and word cards as a matching game before or after reading the emergent reader (*In the Summer*) to extend your child's awareness of how sounds work in words.

Print onto cardstock and laminate for durability. Cut apart pictures and words. Lay out all the picture and word cards on a working surface or pocket chart.

### Model by:

- Holding up a picture (example: ride)
- Say: This is a picture of a boy riding a bike. He is taking a ride. *Ride* starts with an r. Can you hear it? /r/-/r/-ride.
- Say: I can find the word *ride*. I know it says *ride* because I can see the *r* at the beginning. (Match the picture with the word, saying *ride* again.)  
Do this for each picture.

\**swim* and *swing* will be challenging because they begin the same, but extend your child's phonemic awareness by asking him to listen for the **last** sound in those two words- /m/ and /ng/.

swim

camp

picnic



ride

build

swing




[www.thisreadingmama.com](http://www.thisreadingmama.com)




# Summer Rhyming Match Up

- \*Print onto cardstock and laminate for durability.
- \*Cut apart and use to match up the rhyming words.
- \*Use a pocket chart or floor space.








## Picture Key:



sand-hand  
pool-stool  
beach-peach  
swim-rim  
bike-hike  
camp-lamp



[www.thisreadingmama.com](http://www.thisreadingmama.com)







# Roll-a-Syllable

## (Summer PreK Pack)



### Prep Work:

Print off picture inserts onto cardstock, cut out, and insert into education cubes. If you do not have education cubes, you can purchase them from [www.amazon.com](http://www.amazon.com) (they're called Photo Stacking Blocks) or make your own dice with a cardboard box (such as a Priority Mail box).

### How to Play:

**EASY VERSION-** Insert 6 pictures into one die: 2 one-syllable pictures, 2 two-syllable pictures, and 2 three-syllable pictures. Players take turns rolling one die, saying the object's name (such as "ham-mock"), and telling how many syllables or big parts each word has.

**HARDER VERSION-** Insert 6 pictures into two dice: for example 2 one-syllable pictures, 2 two-syllable pictures, and 2 three-syllable pictures in each die. Players take turns rolling the two dice, saying the name of the objects on each die like this "ham-mock"; then telling if they have the same number of syllables (big parts) or not.

## PICTURE KEY

### 1-Syllable Words

beach  
pool  
sand  
swim  
camp or tent  
grill

### 2-Syllable Words

hammock  
picnic  
sunscreen  
flippers  
sandbox  
treehouse

### 3-Syllable Words

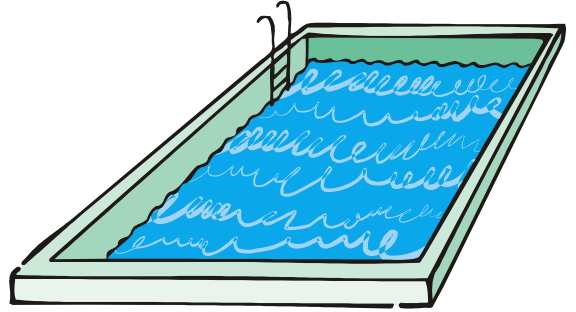

mosquito  
lemonade  
sandcastle  
sunglasses  
hamburger  
fireflies\*

\*Technically, *fireflies* only has two syllables because *fire* is a triphong. But when speaking the word, it is often pronounced as a three-syllable word.


# Roll-a-Syllable

(Summer PreK Pack)

1-Syllable Words




[www.thisreadingmama.com](http://www.thisreadingmama.com)





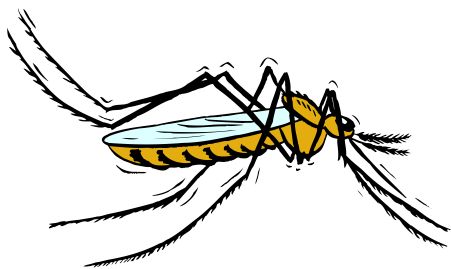
1-Syllable Words



2-Syllable Words








[www.thisreadingmama.com](http://www.thisreadingmama.com)

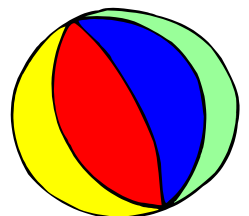
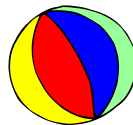
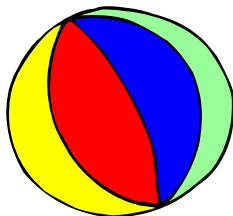
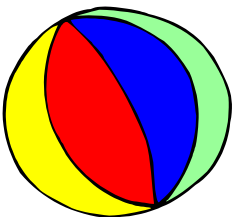






# Which One is Different?

Can you find the picture that is different than the rest?

Level 1





# Which One is Different?

Can you find the picture that is different than the rest?

Level 2

