


BOB BOOKS

Rhyming Words

Book 10: *Bug and Pug*

1. Picture and Word Matching
2. Bottle Cap Spelling/Writing
3. UG Word Puzzles
4. Word Sorting (UG)
5. Word Hunt
6. Roll a Word
7. Flip a Word
8. Sight Word Search
9. Roll a Sight Word
10. Word Family BINGO



Terms of Use: This printable pack was created for use with your child at home or in the classroom setting. Permission was granted from BOB Books to use their logo.

Directions: Cut apart and match the words with the pictures.




www.thisreadingmama.com



bug

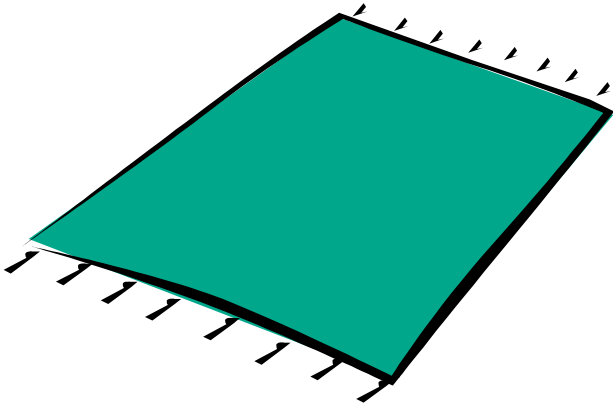
jug




mug

Pug

Directions: Cut apart and match the words with the pictures.



www.thisreadingmama.com




rug

tug

Bottle Cap Spelling

Use the pictures from the picture/word match for this activity.



www.thisreadingmama.com

Directions:


*Gather bottle caps from water bottles or plastic soda bottles, write letters on the tops, and use them to spell the Word Family words. Use red tops for vowels, or write the vowels with red permanent marker.

*Print the Bottle Cap Spelling mat (1 for each student) & picture cards onto cardstock and laminate for durability.

To make this activity self-checking, write the word on the back of each laminated picture.

Word Family Spell a Word

Use the pictures from the picture/word match for this activity.



www.thisreadingmama.com


Directions:

*Place the picture card on the square. Then use the dotted lines for the student to write the word family words.


*Print the Bottle Cap Spelling mat (1 for each student) & picture cards onto cardstock and laminate for durability.

To make this activity self-checking, write the word on the back of each laminated picture.

Directions: Cut apart and match the words with the pictures.





www.thisreadingmama.com



b u g


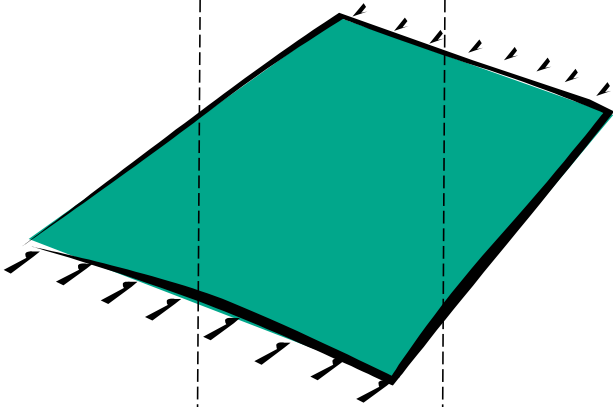
j u g



m u g

P u g

Directions: Cut apart and match the words with the pictures.



r

u

g

t

u

g



Word Family Sorting: Help Pug sort the words. Cut them out and place them on the mat. After you have sorted the words a few times, glue them down.

BOB Books Rhyming Words, Book 10: *Bug and Pug*

UG Words

~~Not~~ UG Words

bug

roll

jug

and

mug

puff

tug

runs

rug

the

snug

went

Word Hunt



Directions: Find all the UG words in the sentences below.
(Students can dot, circle, underline, or highlight the words)

Pug tugs on the jug.

Bug and Pug sit on the rug.

Pug has a rug.

Bug tugs on the jug.

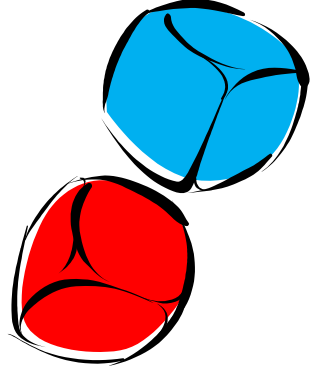
Bug is snug in the rug.

Pug has the mug and jug.

Pug has a mug.

Pug runs on the rug.

Roll a Word



For use with education cubes. If you do not have education cubes, you can purchase them at www.amazon.com (they are called photo stacking blocks), make your own cubes with priority mail boxes, or adapt this activity without use of the cubes.

To Prep:


- Print onto cardstock for durability (you can also laminate inserts, but it's not necessary).
- Place all the onset cards (blue) into one cube and the rime inserts (red) in another cube.

To Play:

- The student rolls the onset cube, then rolls the rime cube.
- Slide the cubes side-by-side to "spell" each word. Example:
- Read each word made.
- As an extension, the student can use the Recording Sheet to write the rolled words. .

m

ug



Onset Inserts

j

www.thisreadingmama.com

t

m

b

Onset Inserts

sn

pl

Rime Inserts

ug

ug

www.thisreadingmama.com

Rime Inserts

ug

ug

ug

ug

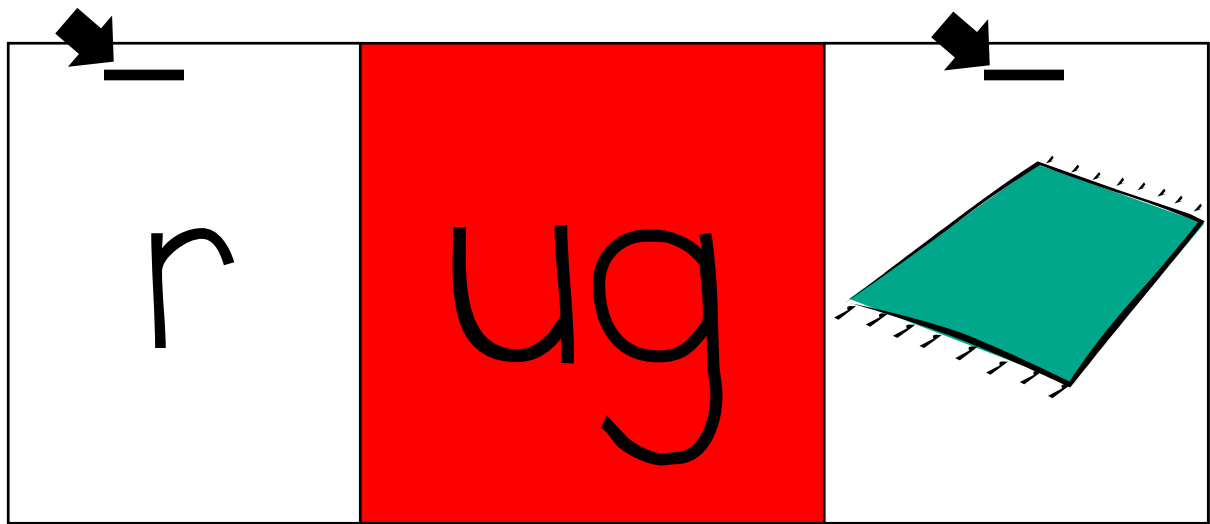
Roll a Word Recording Sheet

Write and illustrate the words you roll.

Flip a Word Directions

staple onset letters here

staple paper for pictures here



Write the onsets
on the papers
stapled above

Draw pictures of
the -ug words on
the papers stapled
above

Directions:

Cut apart papers on the next few pages. Once papers are stapled into place, the student writes 6 different onsets (suggestions are on the bottom of the next page, such as *r*). Once the *ug* is added, the student draws a picture that corresponds with the new word (rug) on the stapled paper on the right.

After all the words and pictures are finished, ask the student to flip through the chart and match the words to their pictures.



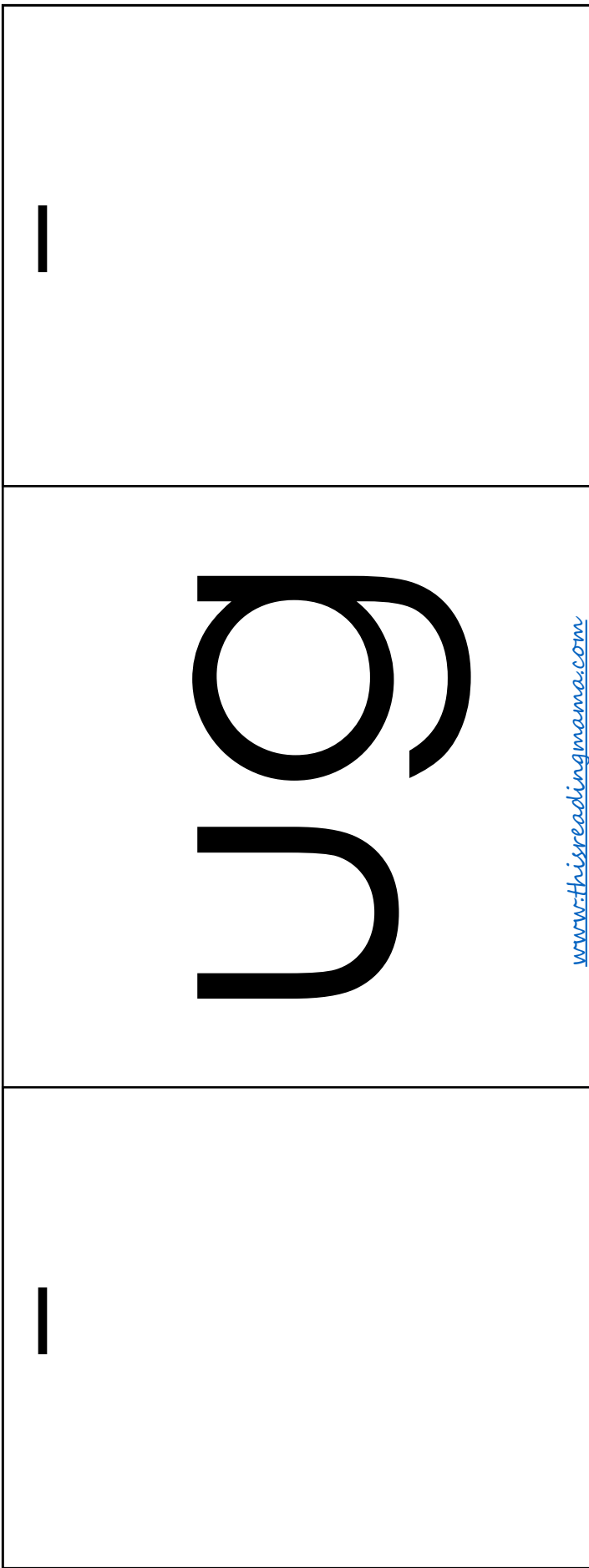
Onsets could include, but are not limited to: *b, h, j, m, P, pl, r, sn, t*



Flip a Word Templates

Flip a Word Template:

Print onto cardstock.
Staple papers onto
this template.



Can you find these words in the puzzle?

as

on

is

and

the

has



a	n	m	h	h	b	a	s
t	h	o	a	n	z	l	n
o	f	g	s	e	j	s	h
i	s	k	q	s	o	n	t
t	h	a	t	x	l	s	h
a	w	n	h	t	g	w	a
h	n	d	b	m	t	h	e
l	e	h	i	t	s	u	d

Place inserts into two separate dice. Players take turns rolling the dice and reading the words they have rolled. If the words match (such as *as/as*), the player gets to write the matching word on the recording sheet. The first player to write all six words first wins.

1st die inserts

as

an

www.thisreadingmama.com

is

and

1st die inserts

the

has

2nd die inserts

as

an

www.thisreadingmama.com

2nd die inserts

is

and

the

has

If you roll a match, write the word in one of the spaces. When you have written all six words, you win!



UG Word Family BINGO!

bug

slug

rug

hug



FREE Space

Pug

plug

jug

tug

UG Word Family BINGO!

dug

snug

jug

tug



FREE Space

rug

bug

chug

hug

UG Word Family BINGO!

slug

jug

plug

bug



snug

mug

Pug

dug

UG Word Family BINGO!

rug

chug

tug

slug



FREE Space

bug

snug

mug

plug

BINGO Directions: Print and cut out cards. Place them in a pile face down. Players take turns drawing a card and reading the word. All players look for the word on their board and cover it if they have it. The first player to get three in a row wins.

bug	Pug	rug
tug	mug	jug
snug	hug	dug
plug	slug	chug