


BOB BOOKS

Rhyming Words

Book 7: *The Dog in the Fog*

1. Picture and Word Matching
2. Bottle Cap Spelling/Writing
3. OG Word Puzzles
4. Word Sorting (OG)
5. Word Hunt
6. Roll a Word
7. Flip a Word
8. Sight Word Search
9. Roll a Sight Word
10. Word Family BINGO



Terms of Use: This printable pack was created for use with your child at home or in the classroom setting. Permission was granted from BOB Books to use their logo.

Created by Becky © www.thisreadingmama.com

©2014 All Rights Reserved.

Directions: Cut apart and match the words with the pictures.

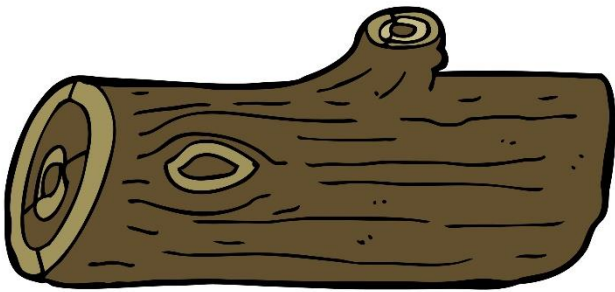


www.thisreadingmama.com



dog


frog




log

fog

Directions: Cut apart and match the words with the pictures.



www.thisreadingmama.com

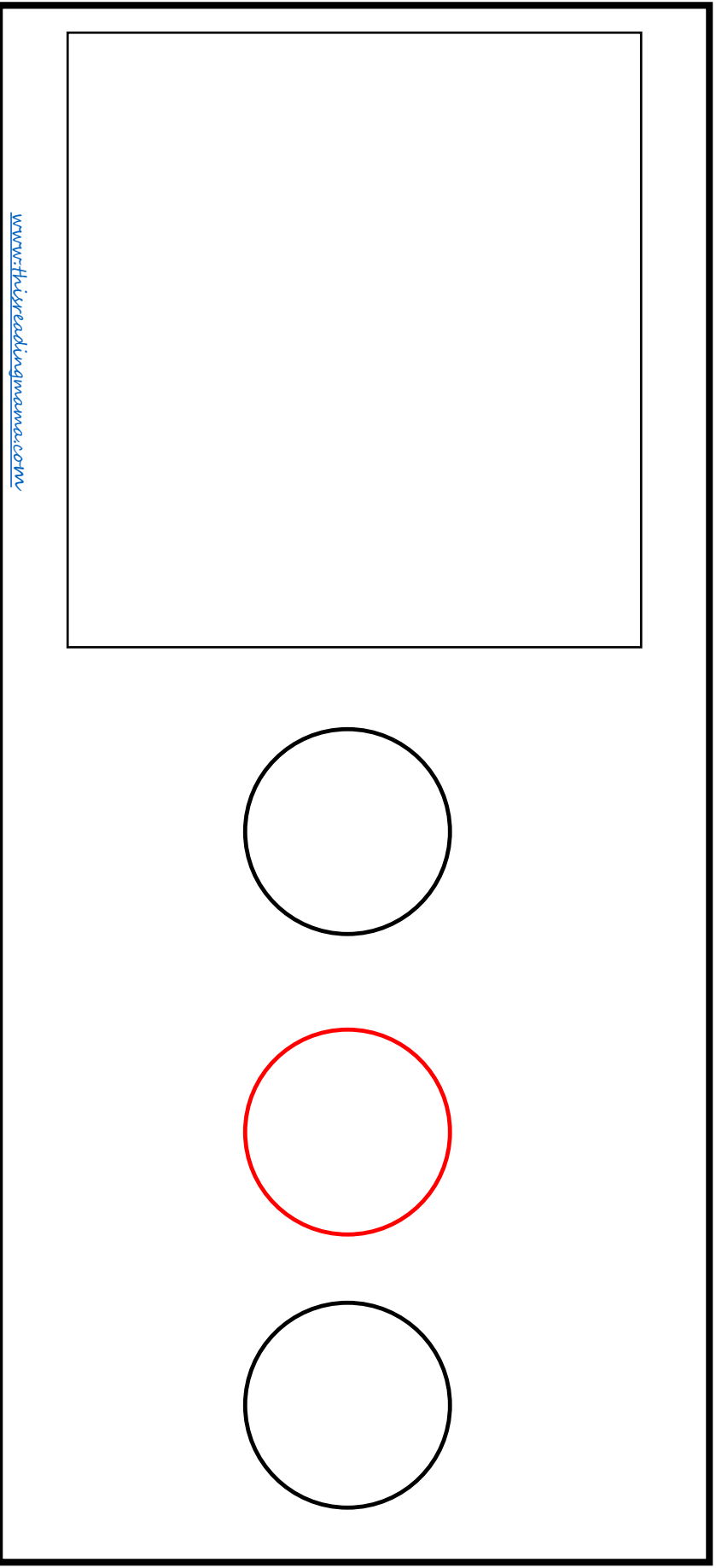


bog

hog

Bottle Cap Spelling

Use the pictures from the picture/word match for this activity.



www.thisreadingmama.com

Directions:


*Gather bottle caps from water bottles or plastic soda bottles, write letters on the tops, and use them to spell the Word Family words. Use red tops for vowels, or write the vowels with red permanent marker.

*Print the Bottle Cap Spelling mat (1 for each student) & picture cards onto cardstock and laminate for durability.

To make this activity self-checking, write the word on the back of each laminated picture.

Word Family Spell a Word

Use the pictures from the picture/word match for this activity.



www.thisreadingmama.com

Three horizontal lines for writing: a solid top line, a dashed middle line, and a solid bottom line.

Directions:

*Place the picture card on the square. Then use the dotted lines for the student to write the word family words.


*Print the Bottle Cap Spelling mat (1 for each student) & picture cards onto cardstock and laminate for durability.

To make this activity self-checking, write the word on the back of each laminated picture.

Directions: Cut apart and match the words with the pictures.

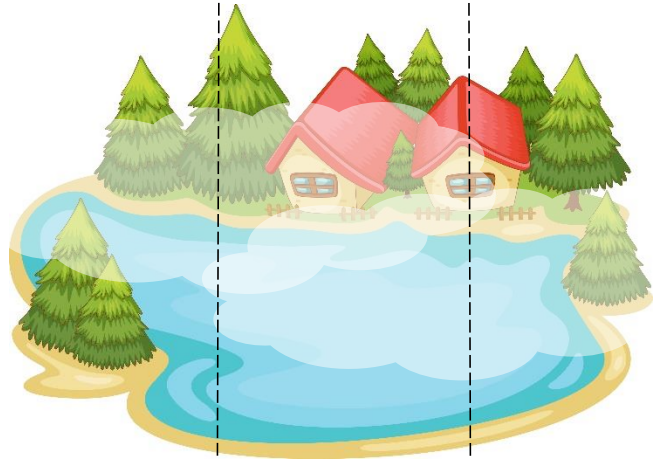
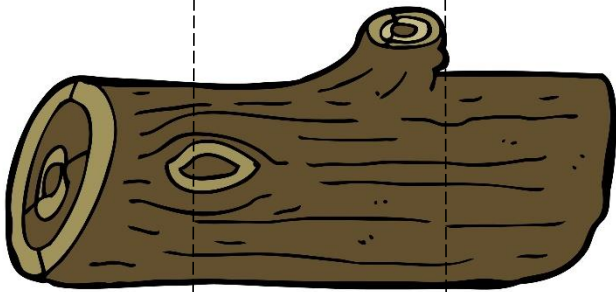


www.thisreadingmama.com



d o g


fr o g




l o g

f o g

Directions: Cut apart and match the words with the pictures.



www.thisreadingmama.com



b

o

g

h

o

g



Word Family Sorting: Help the dog sort the words. Cut them out and place them on the mat. After you have sorted the words a few times, glue them down.

BOB Books Rhyming Words, Book 7: *The Dog in the Fog*

OG Words

~~Not~~ OG Words

dog

fog

bag

bin

bog

hog

ham

jog

sun

bog

clip

van

Word Hunt



Directions: Find all the OG words in the sentences below.
(Students can dot, circle, underline, or highlight the words)

The dog is in the fog.

The frog is on the log.

The hog and the dog jog.

The dog jogs to the hog.

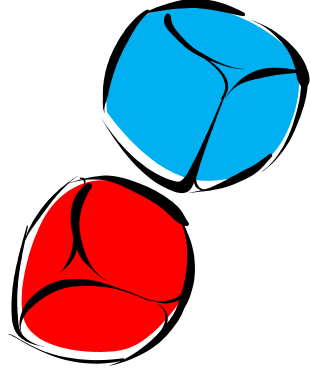
A log is in the fog.

The hog can see the dog.

The dog gets on a log.

Dog finds a frog.

Roll a Word



For use with education cubes. If you do not have education cubes, you can purchase them at www.amazon.com (they are called photo stacking blocks), make your own cubes with priority mail boxes, or adapt this activity without use of the cubes.

To Prep:

- Print onto cardstock for durability (you can also laminate inserts, but it's not necessary).
- Place all the onset cards (blue) into one cube and the rime inserts (red) in another cube.

To Play:

- The student rolls the onset cube, then rolls the rime cube.
- Slide the cubes side-by-side to "spell" each word. Example:
- Read each word made.
- As an extension, the student can use the Recording Sheet to write the rolled words. .

d

og



Onset Inserts

b

d

www.thisreadingmama.com

l

f

Onset Inserts

h

fr

Rime Inserts

og

og

www.thisreadingmama.com

Rime Inserts

og

og

og

og


Roll a Word Recording Sheet

Write and illustrate the words you roll.

Flip a Word Directions

staple onset letters here

staple paper for pictures here



Write the onsets
on the papers
stapled above

Draw pictures of
the -og words on
the papers stapled
above

Directions:

Cut apart papers on the next few pages. Once papers are stapled into place, the student writes 6 different onsets (suggestions are on the bottom of the next page, such as *d*). Once the *og* is added, the student draws a picture that corresponds with the new word (dog) on the stapled paper on the right.

After all the words and pictures are finished, ask the student to flip through the chart and match the words to their pictures.




Onsets could include, but are not limited to: *b, f, fr, l, d, cl, , j & h*



Flip a Word Templates

Flip a Word Template:

Print onto cardstock.
Staple papers onto
this template.



Can you find these words in the puzzle?

in

of

the

to

get

on



f	g	o	n	t	y	o	b
r	e	v	d	h	c	f	l
p	z	t	o	r	w	k	o
g	k	z	i	x	e	p	g
e	t	d	o	u	i	t	e
c	h	i	h	q	r	l	t
z	e	g	f	i	n	j	g
f	t	k	j	r	b	y	i

Place inserts into two separate dice. Players take turns rolling the dice and reading the words they have rolled. If the words match (such as *in/in*), the player gets to write the matching word on the recording sheet. The first player to write all six words first wins.

1st die inserts

in

of

www.thisreadingmama.com

the

to

1st die inserts

get

on

2nd die inserts

in

of

www.thisreadingmama.com

2nd die inserts

the

to

get

on

If you roll a match, write the word in one of the spaces. When you have written all six words, you win!



OG Word Family BINGO!

dog

log

chog*

stog*



FREE Space

fog

jog

clog

bog

OG Word Family BINGO!

frog

bog

plog*

smog



FREE Space

dog

fog

chog*

hog

OG Word Family BINGO!

stog*

frog

log

chog*



FREE Space

jog

hog

bog

smog

OG Word Family BINGO!

jog

smog

hog

clog



FREE Space

plog*

dog

stog*

fog

BINGO Directions: Print and cut out cards. Place them in a pile face down. Players take turns drawing a card and reading the word. All players look for the word on their board and cover it if they have it. The first player to get three in a row wins.

*Because there are not enough real OG words for this game, I have included 3 nonsense OG words (marked with an *). Make sure all players know these are nonsense words and can read them before playing.

bog	fog	dog
log	hog	jog
frog	clog	smog
plog*	stog*	chog*