
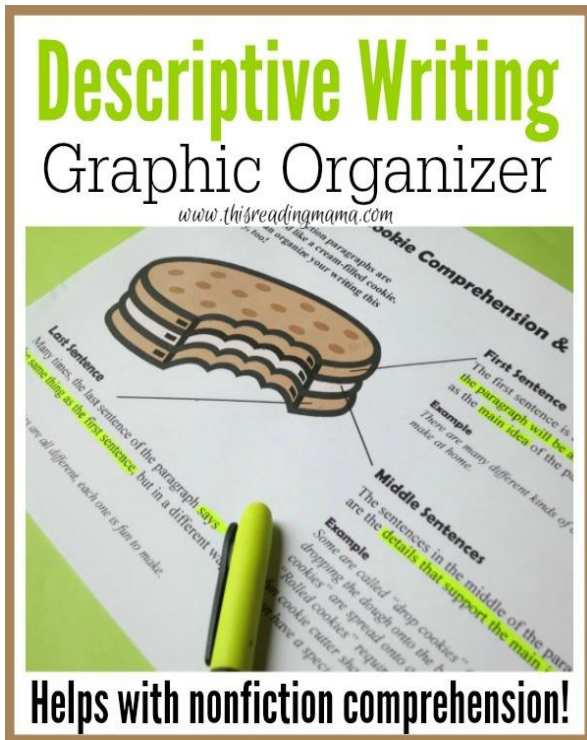


Cookie Comprehension & Composition



When nonfiction writing and cream-filled cookies unite!



Cookie Comprehension & Composition can be used to help kids understand how your “textbook” nonfiction paragraph is put together or structured, with a main idea, supporting sentences and closing sentence.


And understanding how many nonfiction paragraphs are constructed can help them compose their very own paragraphs. We used this with descriptive writing, but it can surely be used for other kinds of nonfiction writing, like cause and effect or problem and solution.

Terms of Use: This free printable was created for you to use at home with your child(ren) or with multiple children in a classroom setting. Please **do not** sell, host, reproduce, giveaway, or store on any other site (including a blog, Facebook, 4Shared, Dropbox, etc.). Thank you!

Click [HERE](#) to visit our post about this activity/printable.

Cookie Comprehension & Composition

Some nonfiction paragraphs are organized like a cream-filled cookie. You can organize your writing this way, too!



First Sentence

The first sentence is there to tell you what the paragraph will be about. It can serve as the main idea of the paragraph.

Example

There are many different kinds of cookies you can make at home.

Middle Sentences

The sentences in the middle of the paragraph are the details that support the main idea.

Example


Some are called “drop cookies” and are made by dropping the dough onto the baking sheet. “Bar cookies” are spread onto a sheet and baked. “Rolled cookies” require a rolling pin and some fun cookie cutter shapes. “Cream-filled” cookies even have a special treat in the middle!

Last Sentence

Many times, the last sentence of the paragraph says the same thing as the first sentence, but in a different way.

Example

Although cookies are all different, each one is fun to make.



Cookie Composition

Pick an object near you or something that you know a lot about and write a descriptive paragraph, into the template below using the format from the cream-filled cookie illustration.

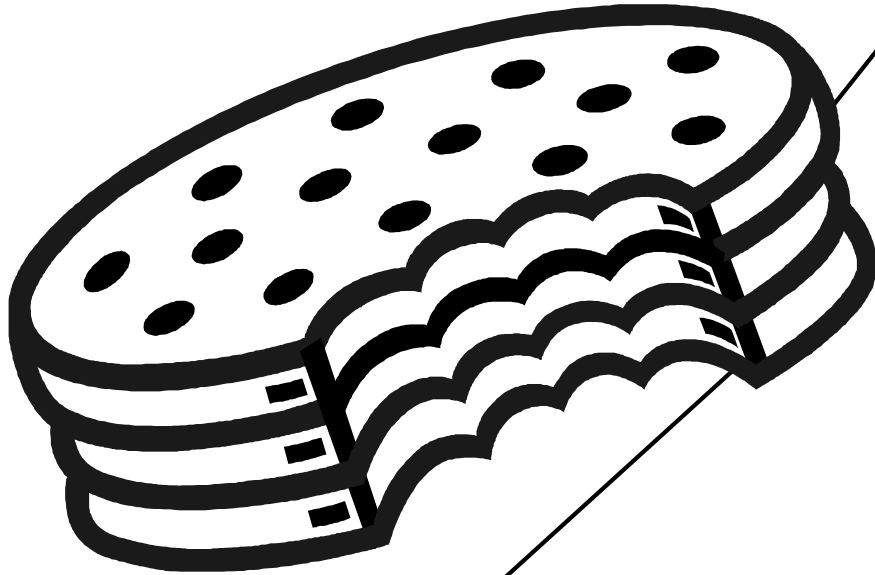
First Sentence

Middle Sentences

Last Sentence

Cookie Comprehension & Composition

Some nonfiction paragraphs are organized like a cream-filled cookie. You can organize your writing this way, too!



First Sentence

The first sentence is there to tell you what the paragraph will be about. It can serve as the main idea of the paragraph.

Example

There are many different kinds of cookies you can make at home.

Middle Sentences

The sentences in the middle of the paragraph are the details that support the main idea.

Example

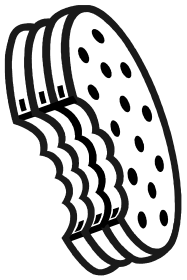
Some are called “drop cookies” and are made by dropping the dough onto the baking sheet. “Bar cookies” are spread onto a sheet and baked. “Rolled cookies” require a rolling pin and some fun cookie cutter shapes. “Cream-filled” cookies even have a special treat in the middle!

Last Sentence

Many times, the last sentence of the paragraph says the same thing as the first sentence, but in a different way.

Example

Although cookies are all different, each one is fun to make.



Cookie Composition

Pick an object near you or something that you know a lot about and write a descriptive paragraph, into the template below using the format from the cream-filled cookie illustration.

First Sentence

Middle Sentences

Last Sentence