



# CVC Rhyming Word **BLACKOUT**

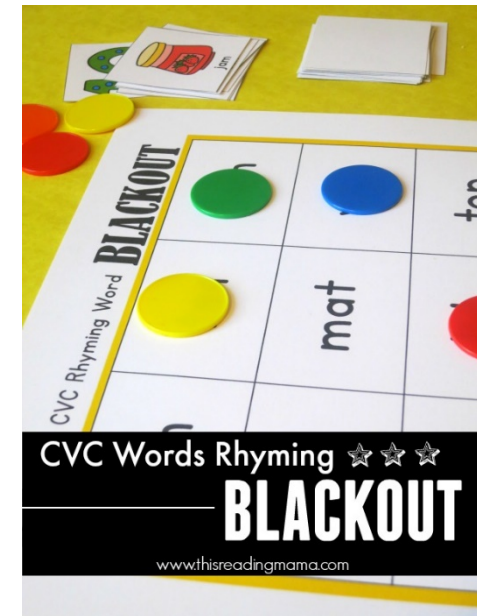
## To Prep:

- \*Print off picture cards and game boards (6 different game boards are provided). Or you can create your own with the blank boards provided.
- \*Cut out the picture cards, shuffle them, and place them facedown in a pile.
- \*Use pennies, small rocks, or counters of some kind so players can cover their boards.

## To Play: (for 2-6 players)

- \*Players each pick a game board.
- \*Players take turns drawing the top picture card from the facedown pile and saying the word to all the players.
- \*All players (including the one that said the word aloud) look for the word on their game board and cover it when they do. (Note: Not all words will be on players' game boards.)
- \*The first player to cover his entire board is the winner!


See our post about  
this game [here](#).






bed


www.thisreadingmama.com



pig




lip




cut




win



cob




cat




vet



can




bug



sun




beg



dad

www.thisreadingmama.com




sub



hot



fix



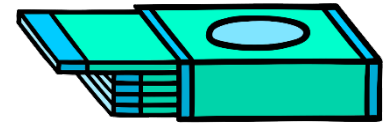
ten



dog




pop




gum



fox



jam



map



kid



CVC Rhyming Word

# BLACKOUT

fin

log

mat

rug

red

not

mix

sad

tub



CVC Rhyming Word

# BLACKOUT

box

top

lid

hum

van

nut

leg

sob

nap



CVC Rhyming Word

# BLACKOUT

bun

pen

hum

van

mat

wig

wet

lid

top



CVC Rhyming Word

# BLACKOUT

tub

rug

fin

ham

leg

sad

zip

box

wet



CVC Rhyming Word

# BLACKOUT

mix

leg

sob

nap

bun

zip

not

pen

ham





CVC Rhyming Word

# BLACKOUT

nut

ham

wet

log

tub

van

mix

red

wig



CVC Rhyming Word

# BLACKOUT




CVC Rhyming Word

# BLACKOUT




CVC Rhyming Word

# BLACKOUT




CVC Rhyming Word

# BLACKOUT




CVC Rhyming Word

# BLACKOUT




CVC Rhyming Word

# BLACKOUT
