

CVCe Rhyming Word **BLACKOUT**

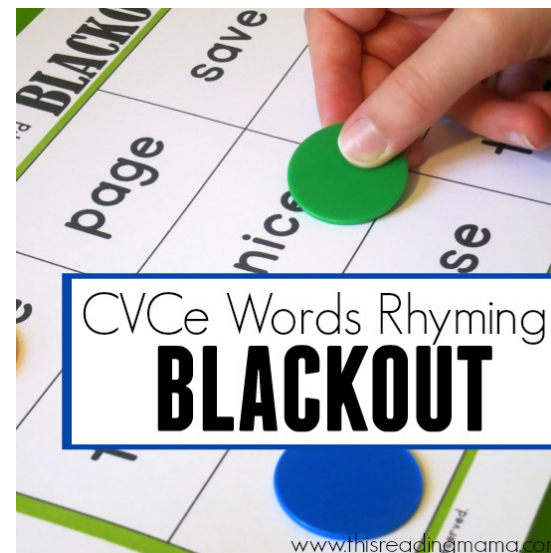
To Prep:

- *Print off picture cards and game boards (6 different game boards are provided). You can also make your own boards.
- *Cut out the picture cards, shuffle them, and place them facedown in a pile.
- *Use pennies, small rocks, or counters of some kind so players can cover their boards.

To Play: (for 2-4 players)

- *Players each pick a game board.
- *Players take turns drawing the top picture card from the facedown pile and saying the word to all the players.
- *All players (including the one that said the word aloud) look for the word on their game board and cover it when they do. (Note: Not all words will be on players' game boards.)
- *The first player to cover his entire board is the winner!


See our post about
this game [here](#).






home

www.thisreadingmama.com



game



dune



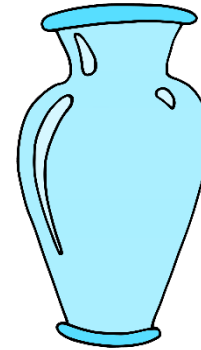
wave



mule



five




vase



rice



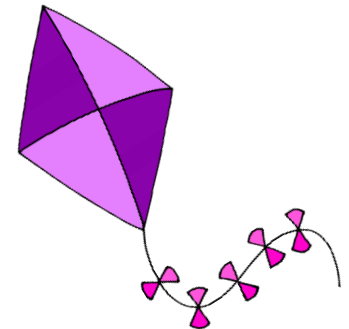
vine



rose



cone




kite



cake

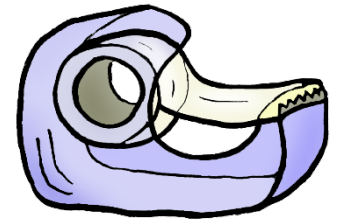
www.thisreadingmama.com




bike



robe




tape




tube




fuse



lime



cage




gate



vote



mole



tire



CVCe Rhyming Word

BLACKOUT

bite

dome

time

tone

rake

cube

pole

fire

name



CVCe Rhyming Word

BLACKOUT

fire

cape

note

rule

dive

late

nice

save

mine



CVCe Rhyming Word

BLACKOUT

note

name

rule

save

nose

like

time

late

lobe



CVCe Rhyming Word

BLACKOUT

mine

page

save

tune

nice

cube

dive

base

tone



CVCe Rhyming Word

BLACKOUT

pole

cube

rake

cape

bite

base

nose

dome

time



CVCe Rhyming Word

BLACKOUT

tone

fire

late

name

lobe

mine

bite

save

tune



CVCe Rhyming Word

BLACKOUT



CVCe Rhyming Word

BLACKOUT



CVCe Rhyming Word

BLACKOUT



CVCe Rhyming Word

BLACKOUT



CVCe Rhyming Word

BLACKOUT



CVCe Rhyming Word

BLACKOUT
