


I Can Rhyme

Poetry Pack



Included in this Poetry Pack:

1. **One-Page Poem** - Laminate or slip into a plastic sleeve protector.
2. **Poetry Notebook Copies**- Copy this page and cut on the line. Students can use this smaller size poem to paste into a poetry notebook.
3. **Pocket Chart Poetry Strips**- Use these strips in a pocket chart to re-build the poem together or use as an independent activity once students know the poem well.
4. **Read and Illustrate** the poem (1-pg)
5. **Cut and Glue Poetry**- Students cut apart the lines of the poetry, put them in the correct order then glue them down.
6. **Rhyming Words**- First, brainstorm a list of words that rhyme with each picture (some words are included as well as blank cards for a pocket chart). You may even work on spelling some of the rhyming words together. Ask the child to pick a few words that rhyme with each word from the poem. They can illustrate and write the rhyming words. It is fun to re-read the poem, inserting some of their rhyming words instead of the original words!
7. **New Poems**- Students take the silly poems they've made and then write the silly rhymes into the poem and read them to one another! {NEW!}
8. **Poetry Activity Cards**- These are activity ideas and ways kids can interact and learn with the poem. Pick and choose just a few with each poem. Once kids are familiar with how to do them, they can do it with independence. I've also included blank cards so you can create your own activities.

Terms of Use: This free printable was created for you to use at home with your child/students or with multiple children in a classroom/tutoring setting. Please **do not** sell, host, reproduce, giveaway, or store on any other site (including a blog, Facebook, 4Shared, Dropbox, etc.). Thank you!

I Can Rhyme

She said, "You can't do it!"

She said, "You're not so bright."

But I *can* rhyme!


She just wasn't right.

She said, "Blue."

And I said, "Zoo."

She said, "Purple," with a grin.

Well, what could I do?



-by Becky Spence

I Can Rhyme

She said, "You can't do it!"

She said, "You're not so bright."

But I *can* rhyme!

She just wasn't right.

She said, "Blue."

And I said, "Zoo."

She said, "Purple," with a grin.

Well, what could I do?

I Can Rhyme

She said, "You can't do it!"

She said, "You're not so bright."

But I *can* rhyme!

She just wasn't right.

She said, "Blue."

And I said, "Zoo."

She said, "Purple," with a grin.

Well, what could I do?

I Can Rhyme

She said, "You can't do it!"

She said, "You're not so bright."

But I *can* rhyme!

She just wasn't right.

She said, "Blue."

And I said, "Zoo."

She said, "Purple," with a grin.

Well, what could I do?

Read the poem. Draw what you see in your head. Share with someone else. Compare your pictures.

I Can Rhyme

She said, "You can't do it!"

She said, "You're not so bright."

But I *can* rhyme!

She just wasn't right.

She said, "Blue."

And I said, "Zoo."

She said, "Purple," with a grin.

Well, what could I do?

Cut out each line of the poem. Glue them down in the correct order. Read it to someone.

She just wasn't right.

Well, what could I do?

She said, "You're not so bright."

She said, "Blue."

She said, "Purple," with a grin.

She said, "You can't do it!"

And I said, "Zoo."

But I *can* rhyme!

Glue the poem down in the correct order. Read it to someone.

A large rectangular area with a dashed border, divided into ten horizontal sections by dashed lines, intended for pasting a poem.

bright

right

sight

night

fight

light

tight

kite

site

bite

zoo

shoe

blue

boo

moo

clue

true

glue

new

two

Can you think of more words that rhyme? Draw pictures or write words that rhyme with these words from the poem.

bright

zoo

Directions: Write your own rhyming words into the poem. Read your silly poem to someone.

I Can Rhyme

She said, "You can't do it!"

She said, "You're not so bright."

But I *can* rhyme!


She just wasn't _____.

She said, "Blue."

And I said, "_____."

She said, "Purple," with a grin.

Well, what could I _____?



-by Becky Spence

Find all the
words that have
_____ in
them.

www.thisreadingmama.com

Find words from
the word wall.
Circle them.

Underline the
words that
rhyme in the
poem.

Practice reading
your poem with
fluency.

Read your poem
to a buddy.

Find all
describing words
in the poem.

Draw a picture
to go with the
poem.

www.thisreadingmama.com

Read both poems.
How are they
the same or
different?

Find all the words
with the vowel
pattern of

_____.

Copy the poem
in your Poetry
Notebook.

What is your
favorite part of
the poem?

Rebuild the poem
in order.



www.thisreadingmama.com

