

Alphabet Fishing & Name Spelling

To Prep:

- Print fish onto cardstock and laminate. I printed 3 of each page to equal 30 fish.
- Print off letter cards needed for your child's name (from pp. 4-13). I explain more about how to do this in my [alphabet fishing post](#).
- Print off the letter name mats needed to spell your child's name (from pp. 14-27). You can use all capital letters or a capital letter for the first letter and lowercase letters for the following letters in your child's name. Visit [my post](#) to see how we did this.
- Attach letter cards to the fish with a paper clip.

To Play:

- Spell your child's name with the letter mats by placing each letter on the floor in order.
- The child goes "fishing" with a pole.
- Letters that are in your child's name go on the letter mats while letters not in your child's name go in a bucket or in a discard pile.

ALPHABET FISHING




name spelling activity





← To see images and a more detailed explanation of how we played, visit our post,

<http://thisreadingmama.com/alphabet-fishing-name-spelling/>


Terms of Use: This free printable pack was created for you to use at home with your child/students or with multiple children in a classroom/tutoring setting. Please **do not** sell, host, reproduce, giveaway, or store on any other site (including a blog, Facebook, 4Shared, Dropbox, etc.). Thank you!



www.thisreadingmama.com



www.thisreadingmama.com



www.thisreadingmama.com



www.thisreadingmama.com



www.thisreadingmama.com

Print fish onto card stock and laminate.

Print on card stock. Cut apart. Attach them to fish with a paper clip.

A**A****A****A****A**

www.thisreadingmama.com

B**B****B****B****B****C****C****C****C****C****D****D****D****D****D****E****E****E****E****E****F****F****F****F****F**

Print on card stock. Cut apart. Attach them to fish with a paper clip.

G

G

G

G

G

www.thisreadingmama.com

H

H

H

H

H

I

I

I

I

I

J

J

J

J

J

K

K

K

K

K

L

L

L

L

L

Print on card stock. Cut apart. Attach them to fish with a paper clip.

M**M****M****M****M**

www.thisreadingmama.com

N**N****N****N****N****O****O****O****O****O****P****P****P****P****P****Q****Q****Q****Q****Q****R****R****R****R****R**

Print on card stock. Cut apart. Attach them to fish with a paper clip.

S

S

S

S

S

www.thisreadingmama.com

T

T

T

T

T

U

U

U

U

U

V

V

V

V

V

W

W

W

W

W

X

X

X

X

X

Print on card stock. Cut apart. Attach them to fish with a paper clip.

Y

Y

Y

Y

Y

www.thisreadingmama.com

Z

Z

Z

Z

Z

Print on card stock. Cut apart. Attach them to fish with a paper clip.

a

a

a

a

a

www.thisreadingmama.com

b

b

b

b

b

c

c

c

c

c

d

d

d

d

d

e

e

e

e

e

f

f

f

f

f

Print on card stock. Cut apart. Attach them to fish with a paper clip.

g

g

g

g

g

www.thisreadingmama.com

h

h

h

h

h

i

i

i

i

i

j

j

j

j

j

k

k

k

k

k

l

l

l

l

l

Print on card stock. Cut apart. Attach them to fish with a paper clip.

m

m

m

m

m

www.thisreadingmama.com

nnnnn

o

o

o

o

o

p

p

p

p

p

q

q

q

q

q

r

r

r

r

r

Print on card stock. Cut apart. Attach them to fish with a paper clip.

s**s****s****s****s**

www.thisreadingmama.com

t**t****t****t****t****u****u****u****u****u****v****v****v****v****v****w****w****w****w****w****x****x****x****x****x**

Print on card stock. Cut apart. Attach them to fish with a paper clip.

y

y

y

y

y

www.thisreadingmama.com


z

z

z


z

z




A

www.thisreadingmama.com




B

www.thisreadingmama.com




C

www.thisreadingmama.com




D

www.thisreadingmama.com




E

www.thisreadingmama.com




F

www.thisreadingmama.com



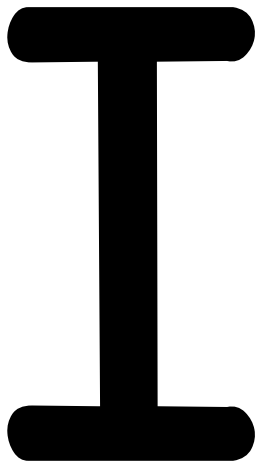
G

www.thisreadingmama.com




H

www.thisreadingmama.com




I

www.thisreadingmama.com




J

www.thisreadingmama.com




K

www.thisreadingmama.com




L

www.thisreadingmama.com




M

www.thisreadingmama.com



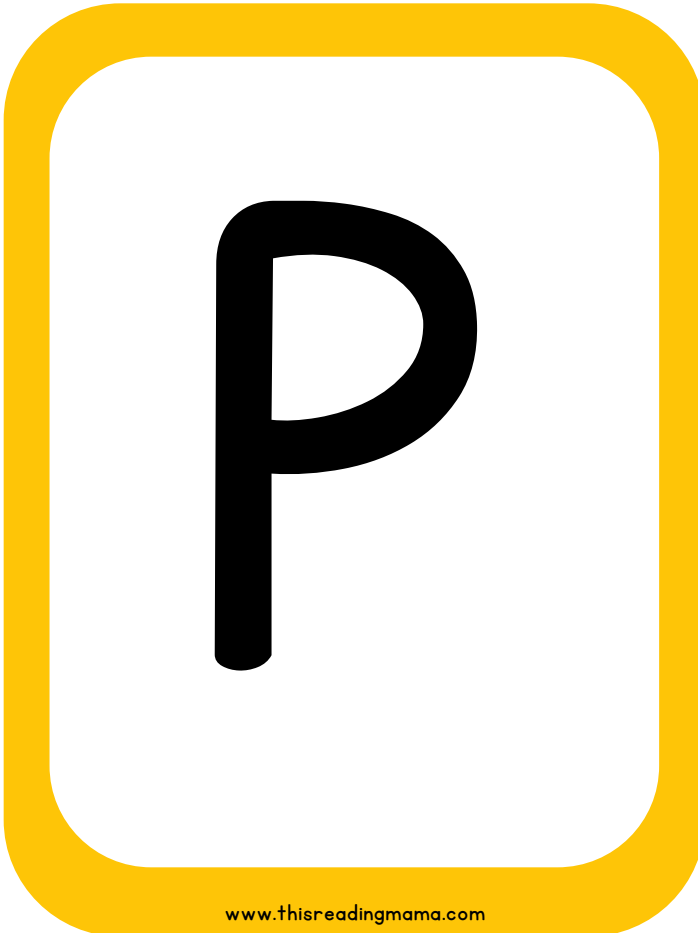
N

www.thisreadingmama.com




O

www.thisreadingmama.com




P

www.thisreadingmama.com




Q

www.thisreadingmama.com




R

www.thisreadingmama.com




S

www.thisreadingmama.com




T

www.thisreadingmama.com




U

www.thisreadingmama.com




V

www.thisreadingmama.com




W

www.thisreadingmama.com




X

www.thisreadingmama.com

A large, bold, black uppercase letter 'Y' is centered within a light blue rounded square border.

www.thisreadingmama.com


A large, bold, black uppercase letter 'Z' is centered within a light green rounded square border.

www.thisreadingmama.com




a

www.thisreadingmama.com




b

www.thisreadingmama.com




c

www.thisreadingmama.com




d

www.thisreadingmama.com

A large lowercase letter 'e' is centered within a blue rounded rectangular border.


e

www.thisreadingmama.com

A large lowercase letter 'f' is centered within a green rounded rectangular border.

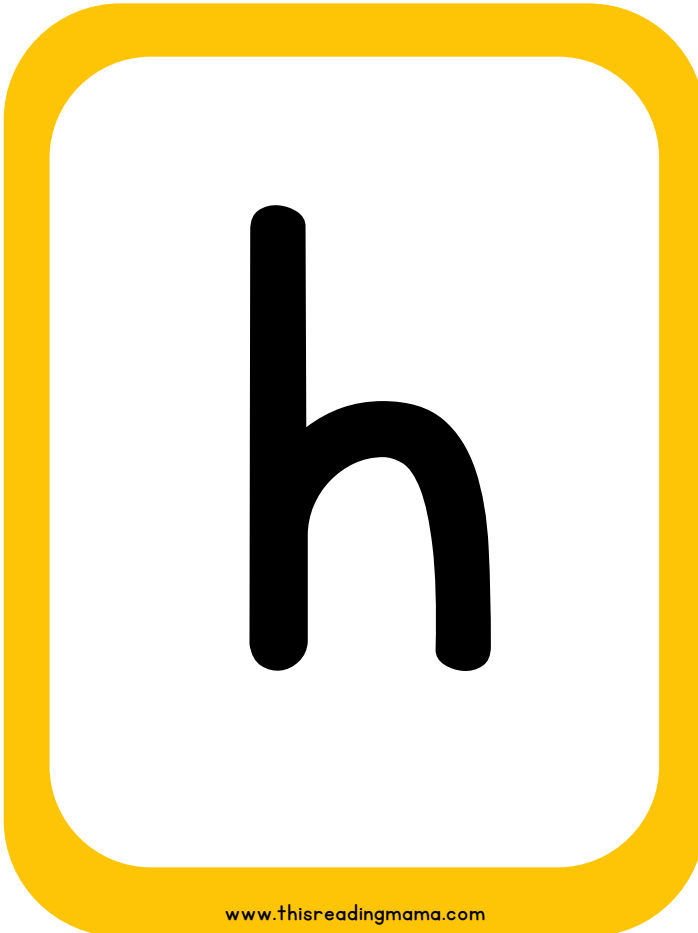
f

www.thisreadingmama.com

A large lowercase letter 'g' is centered within a red rounded rectangular border.

g

www.thisreadingmama.com

A large lowercase letter 'h' is centered within a yellow rounded rectangular border.

h


www.thisreadingmama.com

A large, bold, black lowercase letter 'i' is centered within a light blue rounded rectangular border.

www.thisreadingmama.com

A large, bold, black lowercase letter 'j' is centered within a light green rounded rectangular border.

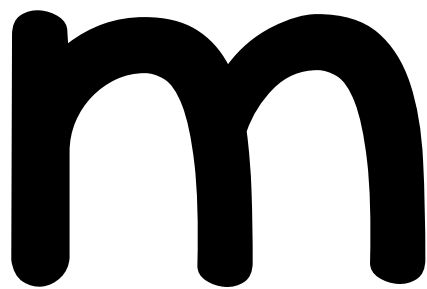
www.thisreadingmama.com

A large, bold, black lowercase letter 'k' is centered within a pink rounded rectangular border.

www.thisreadingmama.com


A large, bold, black lowercase letter 'l' is centered within a yellow rounded rectangular border.

www.thisreadingmama.com




m

www.thisreadingmama.com




n

www.thisreadingmama.com




o

www.thisreadingmama.com



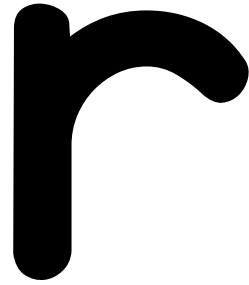
p

www.thisreadingmama.com




a

www.thisreadingmama.com




r

www.thisreadingmama.com




s

www.thisreadingmama.com



t

www.thisreadingmama.com




u

www.thisreadingmama.com




v

www.thisreadingmama.com




w

www.thisreadingmama.com




x

www.thisreadingmama.com



y

www.thisreadingmama.com



z

www.thisreadingmama.com