

# Reading Comprehension Strategies Pack

## Subscriber FREEBIE!



### Includes:

- simple wall posters/single sheets for comprehension
- more complex wall posters/single sheets for comprehension
- single student sheet of comprehension strategies (perfect for a reading folder or small group instruction)
- comprehension bookmarks (not including summarizing, as this is done AFTER kids read with a partner or teacher)
- comprehension links, including articles and book lists to help you model many of the comprehension strategies

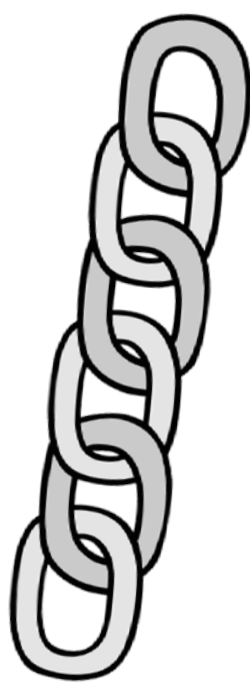
**Terms of Use:** This free printable pack was created for my newsletter subscribers to use at home with your child/students or with multiple children in a classroom/tutoring setting. Please **do not** sell, host, reproduce, giveaway, or store on any other site (including a blog, Facebook, 4Shared, Dropbox, etc.). Thank you!



text-to-self


text-to-text

# Making CONNECTIONS



text-to-world

# Making Connections



**Think About:**

**\*Your experiences**  
**(text-to-self)**

**\*Books you've read**  
**(text-to-text)**

**\*Things happening in**  
**the world**  
**(text-to-world)**

**As you read**

pictures / words + schema

# Predicting

What will  
happen?

Next...

# Predicting



Use what you know  
(schema)

+

Clues from the  
pictures or text


to

Guess what  
will happen **next**

pictures / words + schema

# Inferring

“read between  
the lines”



# Inferring



Use what you know  
(schema)

+

Clues from the  
pictures or text

to


“Read between  
the lines”

figurative  
language

descriptive  
words

# Visualizing

pictures in  
your head





# Visualizing




Use the  
**descriptive**  
**language** to make  
pictures in  
your head

You want to  
know more.

You want to  
find answers.

# QUESTIONING

You don't  
understand.



# Questioning



We ask  
questions when

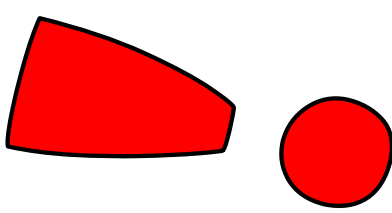
- \* We don't understand
- \* We want to know more
- \* We want to find answers

story elements

text features

# Determining Importance

text structure



# Determining Importance




Use the  
**story elements,**  
**text features &**  
**text structure**  
to help you know  
what is important to  
remember

your thinking  
changes

new ideas

# Synthesizing

add ideas as  
you read



# Synthesizing



**Notice how your  
thinking changes as  
you read and add  
more information**

important  
ideas

signal words


# Summarizing

uses only a  
few sentences

1. \_\_\_\_\_
2. \_\_\_\_\_
3. \_\_\_\_\_



# Summarizing



Includes only the  
**most important**  
**ideas** from the text  
to help you *briefly*  
share what you  
read

# Reading Comprehension Strategies

## Making Connections

Think About:

\*Your experiences

(text-to-self)

\*Books you've read

(text-to-text)

\*Things happening in the world

(text-to-world) as you read



## Predicting

Use what you know

+

Clues from the pictures or text

to

Guess what will happen **next**

Next...

## Inferring

Use what you know

+

Clues from the pictures or text

to

"Read between the lines"



## Visualizing

Use the **descriptive language** to make pictures in your head



## Questioning

We ask questions when:

\*We don't understand

\*We want to know more

\*We want to find answers



## Determining Importance

Use the

story elements,

**text features** &

**text structure**

to help you know what is important to remember



## Synthesizing

Notice how your thinking changes as you read and add more information



## Summarizing

Includes only the

**most important ideas**

from the text to help

you *briefly* share what you read

1. \_\_\_\_\_  
2. \_\_\_\_\_  
3. \_\_\_\_\_


# Reading = Thinking



**Make Connections**  
text-to-self, text-to-text,  
& text-to-world

**Predict What's Next**  
use what you know +  
clues from words/pictures

**Next...**



**Infer More**  
use what you know +  
clues from words/pictures  
to "read between the lines"



**Visualize**  
use descriptive language to  
make pictures in your head



**Ask Questions**  
clarify, find answers & or gain  
a deeper understanding



**Determine  
What's Important**  
think about how the author  
organizes the text to help you  
find important ideas



**Synthesize**  
notice how your thinking  
changes as you keep reading


# Reading = Thinking



**Make Connections**  
text-to-self, text-to-text,  
& text-to-world

**Predict What's Next**  
use what you know +  
clues from words/pictures

**Next...**



**Infer More**  
use what you know +  
clues from words/pictures  
to "read between the lines"




**Visualize**  
use descriptive language to  
make pictures in your head



**Ask Questions**  
clarify, find answers & or gain  
a deeper understanding



**Determine  
What's Important**  
think about how the author  
organizes the text to help you  
find important ideas



**Synthesize**  
notice how your thinking  
changes as you keep reading


# Reading = Thinking




**Make Connections**  
text-to-self, text-to-text,  
& text-to-world

**Predict What's Next**  
use what you know +  
clues from words/pictures

**Next...**



**Infer More**  
use what you know +  
clues from words/pictures  
to "read between the lines"




**Visualize**  
use descriptive language to  
make pictures in your head



**Ask Questions**  
clarify, find answers & or gain  
a deeper understanding



**Determine  
What's Important**  
think about how the author  
organizes the text to help you  
find important ideas



**Synthesize**  
notice how your thinking  
changes as you keep reading

# Reading Comprehension Resources

Click on each image below to view the article/resource.

