

Swim to the Reef

Short Vowel Sounds Game Pack

Print & Play: Low-Prep Learning Games

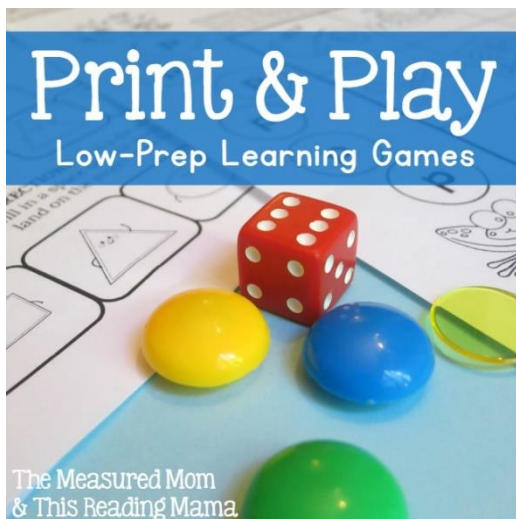
With THREE Levels of Play!

Level 1: Only one short vowel sound is focused on for each game. Great for kids just learning the short vowel sounds.

Level 2: Distinguishing between two different vowel sounds. Great for kids who need more review.

Level 3: Distinguishing between two different vowel sounds and spelling the CVC words. Great for kids who are comfortable with short vowel sounds and are ready for a challenge!

Variation: This game can be played with 1 OR 2 players. If there is only 1 player, that player moves both markers for each fish towards the reef. If there are 2 players, each player picks a fish/vowel. He moves his marker **only if he lands on a square with a picture that has that vowel sound**.



See this game in action [HERE](#).

Read more about this low-prep series
and view all the games [HERE](#).

©2015 All Rights Reserved.

www.thisreadingmama.com



Terms of Use: This free printable pack was created for you to use at home with your child/students or with multiple children in a classroom/tutoring setting. Please **do not** sell, host, reproduce, giveaway, or store on any other site (including a blog, Facebook, 4Shared, Dropbox, etc.). Thank you!

Swim to the Reef

Short Vowel Sounds Game Pack

Picture Key

Short a: bat, cab, cat, dad, mad, map, nap, wag, wax

Short e: bed, hen, jet, leg, net, peg, ten, vet, web

Short i: bib, dig, lip, pig, rip, six, wig, win, zip

Short o: dog, dot, fox, hop, hot, log, mop, pop, pot

Short u: bug, bus, cup, cut, gum, rug, sub, sun, tub




Find more middle vowel sounds activities
in Level 3 of our app, [Alphabet Sounds](https://www.thisreadingmama.com/app).
Available on iTunes & Google Play.

Swim to the Reef

Level 1 Games

Only one short vowel sound is focused on for each game.
















Great for kids just learning the short vowel sounds.




Swim to the Reef

Short a Game Board

Directions: Grab two small markers and place one on each fish (at the Start position). Toss a small object onto game board. When it lands on a picture, name the picture and identify the middle vowel sound. If it has a short *a* sound, move a marker on the short *a* side closer to the reef. If it does not, move the marker on the blank side (not short *a*). The first fish to swim all the way to the reef wins!


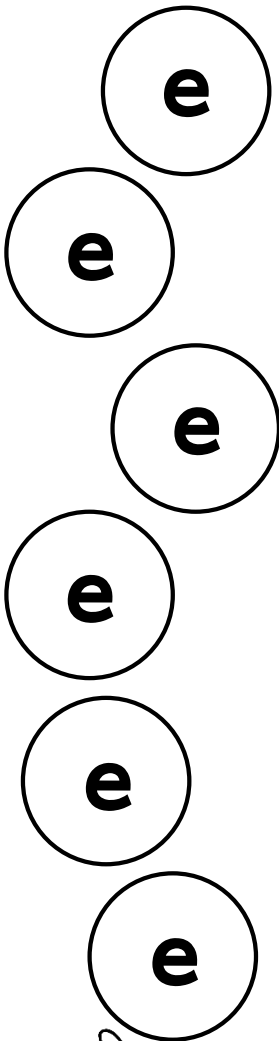

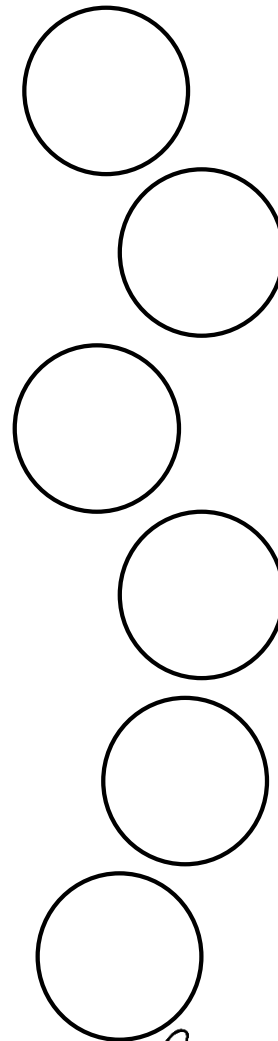





Swim to the Reef

Short e Game Board



Directions: Grab two small markers and place one on each fish (at the Start position). Toss a small object onto game board. When it lands on a picture, name the picture and identify the middle vowel sound. If it has a short *e* sound, move a marker on the short *e* side closer to the reef. If it does not, move the marker on the blank side (not short *e*). The first fish to swim all the way to the reef wins!




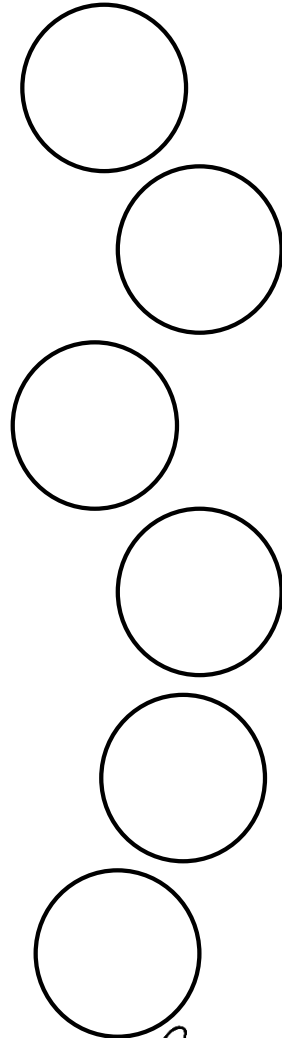
Swim to the Reef

Short i Game Board

Directions: Grab two small markers and place one on each fish (at the Start position). Toss a small object onto game board. When it lands on a picture, name the picture and identify the middle vowel sound. If it has a short /i/ sound, move a marker on the short /i/ side closer to the reef. If it does not, move the marker on the blank side (not short i). The first fish to swim all the way to the reef wins!


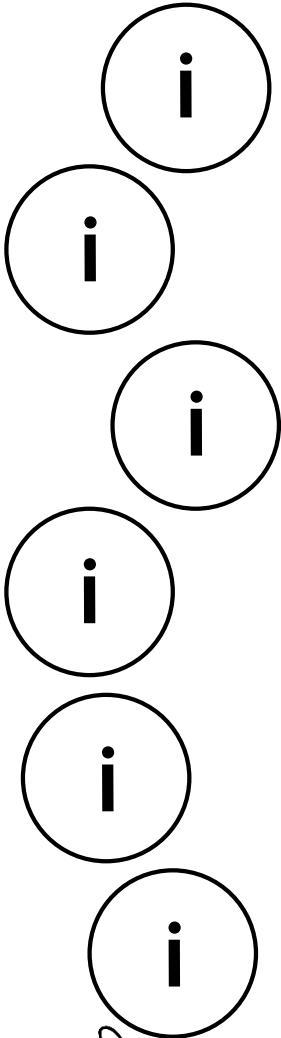



End




Start

End




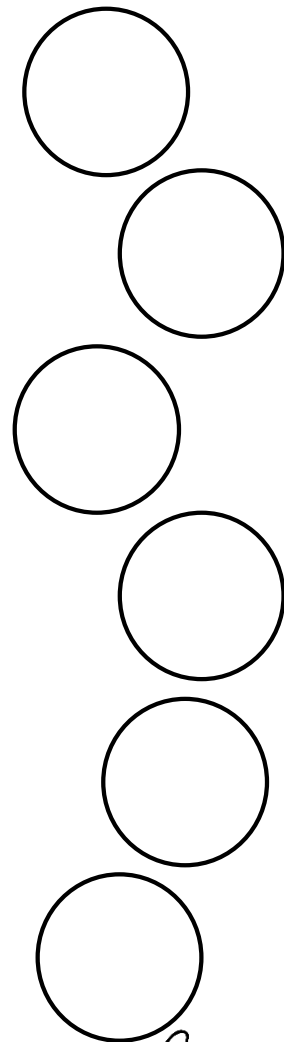

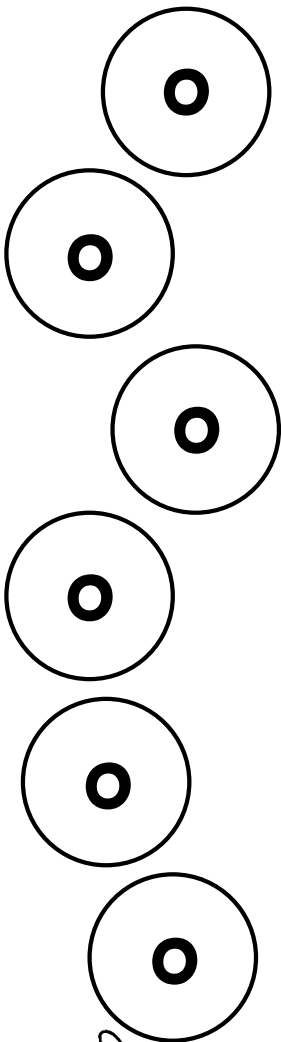

Start



Swim to the Reef

Short o Game Board


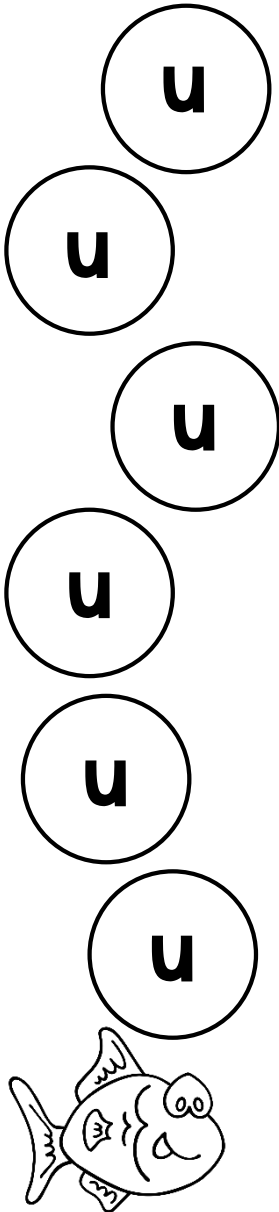

Directions: Grab two small markers and place one on each fish (at the Start position). Toss a small object onto game board. When it lands on a picture, name the picture and identify the middle vowel sound. If it has a short o sound, move a marker on the short o side closer to the reef. If it does not, move the marker on the blank side (not short o). The first fish to swim all the way to the reef wins!



Swim to the Reef

Short u Game Board


Directions: Grab two small markers and place one on each fish (at the Start position). Toss a small object onto game board. When it lands on a picture, name the picture and identify the middle vowel sound. If it has a short *u* sound, move a marker on the short *u* side closer to the reef. If it does not, move the marker on the blank side (not short *u*). The first fish to swim all the way to the reef wins!



Swim to the Reef

Level 2 Games










Kids are asked to distinguish between two different vowel sounds. Great for kids who need more review.




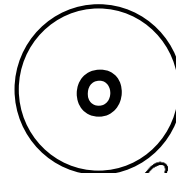

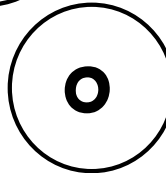
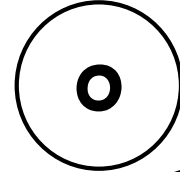
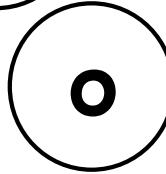
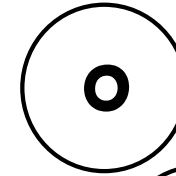

Swim to the Reef

A Short Vowel Sounds Game

Directions: Grab two small markers and place one on each fish (at the Start position). Toss a coin, die or small object onto the game board. When it lands on a picture, name the picture and identify the middle vowel sound. Move the marker from that vowel's side closer to the reef. The first fish to swim all the way to the reef wins!



Start



















Start

Swim to the Reef

A Short Vowel Sounds Game

Directions: Grab two small markers and place one on each fish (at the Start position). Toss a coin, die or small object onto the game board. When it lands on a picture, name the picture and identify the middle vowel sound. Move the marker from that vowel's side closer to the reef. The first fish to swim all the way to the reef wins!


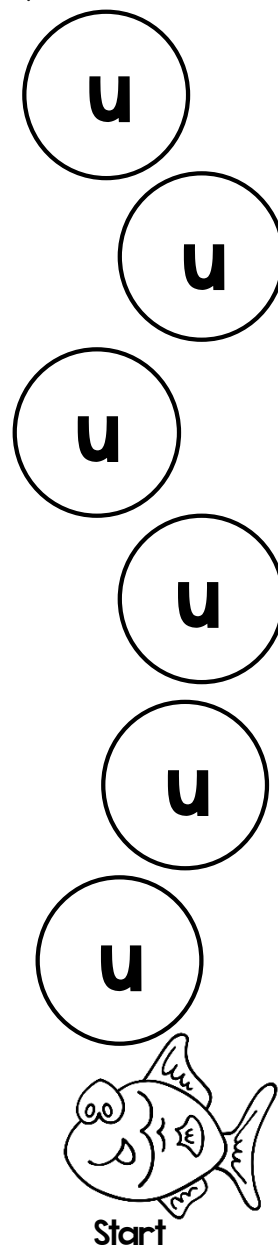
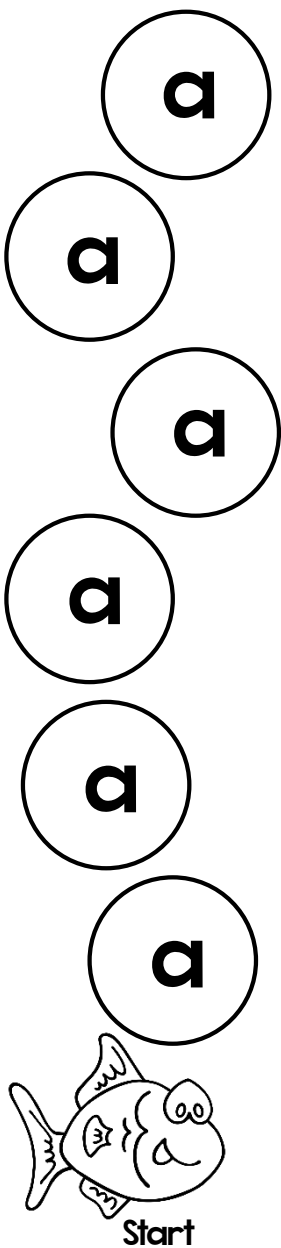





Swim to the Reef

A Short Vowel Sounds Game

Directions: Grab two small markers and place one on each fish (at the Start position). Toss a coin, die or small object onto the game board. When it lands on a picture, name the picture and identify the middle vowel sound. Move the marker from that vowel's side closer to the reef. The first fish to swim all the way to the reef wins!












End

Swim to the Reef

A Short Vowel Sounds Game


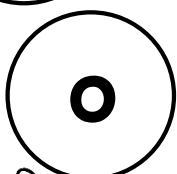

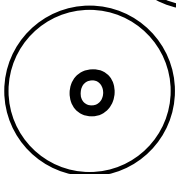



Directions: Grab two small markers and place one on each sheep (at the Start position). Toss a coin, die or small object onto game board. When it lands on a picture, name the picture and identify the ending sound. Move the marker from that letter's side closer to the farm. The first sheep to find its way to its flock wins!



Start



End
















Start

Swim to the Reef

A Short Vowel Sounds Game

Directions: Grab two small markers and place one on each fish (at the Start position). Toss a coin, die or small object onto the game board. When it lands on a picture, name the picture and identify the middle vowel sound. Move the marker from that vowel's side closer to the reef. The first fish to swim all the way to the reef wins!



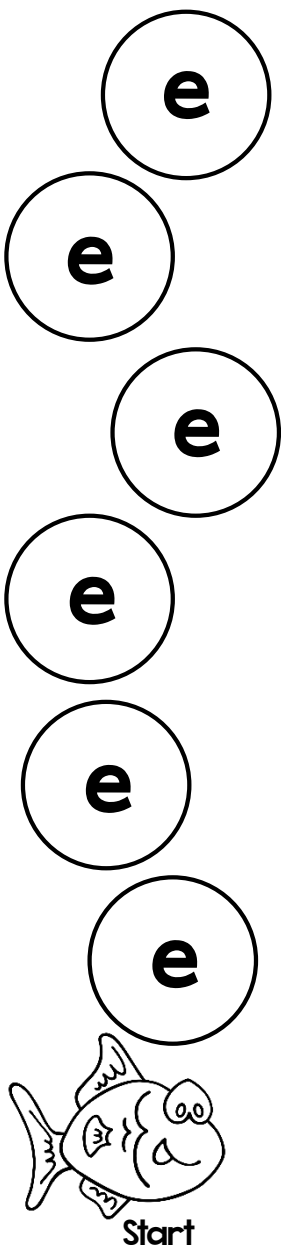





Swim to the Reef

A Short Vowel Sounds Game

Directions: Grab two small markers and place one on each fish (at the Start position). Toss a coin, die or small object onto the game board. When it lands on a picture, name the picture and identify the middle vowel sound. Move the marker from that vowel's side closer to the reef. The first fish to swim all the way to the reef wins!


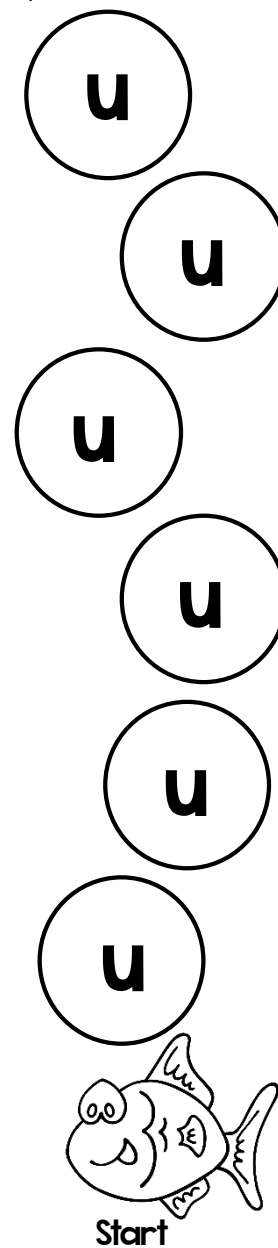
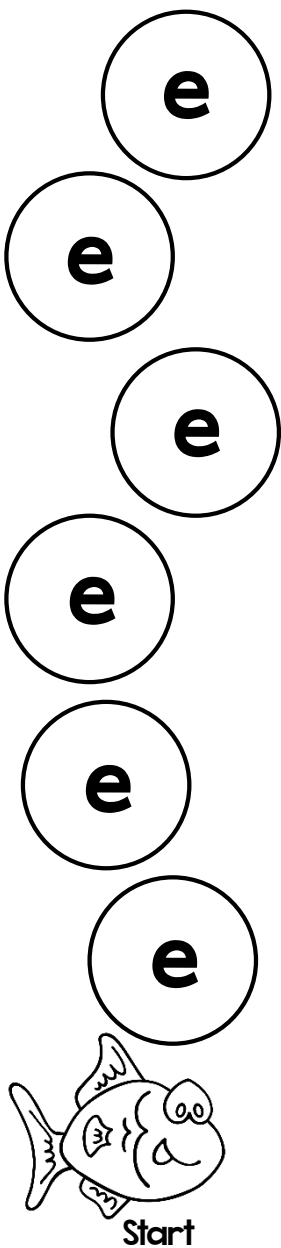




Swim to the Reef

A Short Vowel Sounds Game


Directions: Grab two small markers and place one on each fish (at the Start position). Toss a coin, die or small object onto the game board. When it lands on a picture, name the picture and identify the middle vowel sound. Move the marker from that vowel's side closer to the reef. The first fish to swim all the way to the reef wins!



Swim to the Reef

Level 3 Games

Kids are asked to distinguish between two different vowel sounds AND spell the words. Great for kids who are comfortable with short vowel sounds and are ready for a challenge!






End

Swim to the Reef

Short Vowel Sound Game

Directions: Toss a coin, die or small object onto game board. When it lands on a picture, name the picture and identify the middle vowel sound. If it lands on a short *a* word, spell the word on the first line on the short *a* side. If it lands on a short *o* word, spell the word on the short *o* side. Keep tossing and spelling words in this manner. The first fish to swim all the way to the reef wins! (Note: The same word cannot be spelled more than twice.)




End


Swim to the Reef

Short Vowel Sound Game



Directions: Toss a coin, die or small object onto game board. When it lands on a picture, name the picture and identify the middle vowel sound. If it lands on a short *a* word, spell the word on the first line on the short *a* side. If it lands on a short *i* word, spell the word on the short *i* side. Keep tossing and spelling words in this manner. The first fish to swim all the way to the reef wins! (Note: The same word cannot be spelled more than twice.)



End



End







End

Swim to the Reef

Short Vowel Sound Game

Directions: Toss a coin, die or small object onto game board. When it lands on a picture, name the picture and identify the middle vowel sound. If it lands on a short *a* word, spell the word on the first line on the short *a* side. If it lands on a short *u* word, spell the word on the short *u* side. Keep tossing and spelling words in this manner. The first fish to swim all the way to the reef wins! (Note: The same word cannot be spelled more than twice.)



End





Swim to the Reef

Short Vowel Sound Game


Directions: Toss a coin, die or small object onto game board. When it lands on a picture, name the picture and identify the middle vowel sound. If it lands on a short *u* word, spell the word on the first line on the short *u* side. If it lands on a short *i* word, spell the word on the short *i* side. Keep tossing and spelling words in this manner. The first fish to swim all the way to the reef wins! (Note: The same word cannot be spelled more than twice.)

End



Start

u



Start



i

End


Swim to the Reef

Short Vowel Sound Game


Directions: Toss a coin, die or small object onto game board. When it lands on a picture, name the picture and identify the middle vowel sound. If it lands on a short *o* word, spell the word on the first line on the short *o* side. If it lands on a short *i* word, spell the word on the short *i* side. Keep tossing and spelling words in this manner. The first fish to swim all the way to the reef wins! (Note: The same word cannot be spelled more than twice.)



o



i







End


Swim to the Reef

Short Vowel Sound Game

Directions: Toss a coin, die or small object onto game board. When it lands on a picture, name the picture and identify the middle vowel sound. If it lands on a short *e* word, spell the word on the first line on the short *e* side. If it lands on a short *o* word, spell the word on the short *o* side. Keep tossing and spelling words in this manner. The first fish to swim all the way to the reef wins! (Note: The same word cannot be spelled more than twice.)






End



Swim to the Reef


Short Vowel Sound Game

Directions: Toss a coin, die or small object onto game board. When it lands on a picture, name the picture and identify the middle vowel sound. If it lands on a short *e* word, spell the word on the first line on the short *e* side. If it lands on a short *u* word, spell the word on the short *u* side. Keep tossing and spelling words in this manner. The first fish to swim all the way to the reef wins! (Note: The same word cannot be spelled more than twice.)



Start

e



u

Start