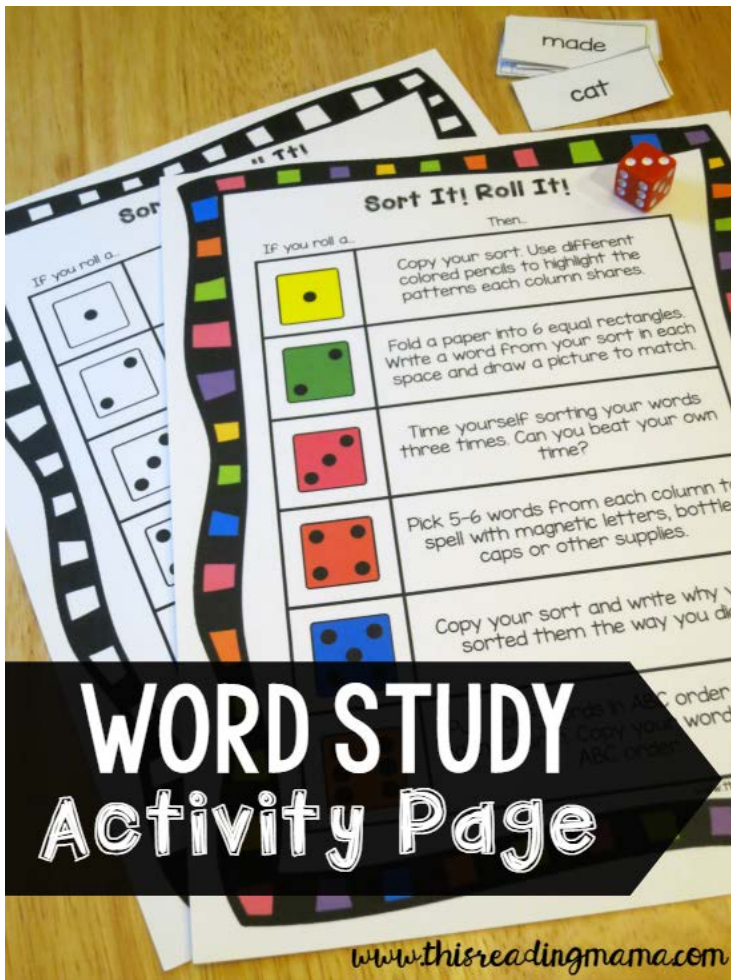


WORD STUDY

Activity Page



If you use the word study approach to teaching spelling, you'll love this word study activity page!

After students are familiar with the words and understand the phonics patterns with their sort, they are ready to do some extension activities.

Add this to a center, place it in a word notebook, or try it at home!

FIND MORE WORD STUDY
ACTIVITIES AND IDEAS @
[THIS READING MAMA!](http://www.thisreadingmama.com)

© www.thisreadingmama.com


Terms of Use: This free printable pack was created for you to use at home with your child/students or with multiple children in a classroom/tutoring setting. Please **do not** sell, host, reproduce, giveaway, or store on any other site (including a blog, Facebook, 4Shared, Dropbox, etc.). Thank you!




Sort It! Roll It!

If you roll a...


Then...



Copy your sort. Use different colored pencils to highlight the patterns each column shares.




Fold a paper into 6 equal rectangles. Write a word from your sort in each space and draw a picture to match.



Time yourself sorting your words three times. Can you beat your own time?



Pick 5-6 words from each column to spell with magnetic letters, bottle caps or other supplies.



Copy your sort and write why you sorted them the way you did.









Put your words in ABC order within each column. Copy your word sort in ABC order.

Sort It! Roll It!

If you roll a...

Then...

	Copy your sort. Use different colored pencils to highlight the patterns each column shares.
	Fold a paper into 6 equal rectangles. Write a word from your sort in each space and draw a picture to match.
	Time yourself sorting your words three times. Can you beat your own time?
	Pick 5-6 words from each column to spell with magnetic letters, bottle caps or other supplies.
	Copy your sort and write why you sorted them the way you did.
	After sorting your words, put them in ABC order within each column. Copy your words in ABC order.