

Dab It! & Find It!

Sounding Out CVC Words



Learners dab each letter of the word and say the sound of the letter, like f-o-g. Learners find and dab the picture that matches the word they just sounded out.

Don't have dot paint? Cover with small counters or Power Magnets or learners can just color in the letters and pictures.

This freebie is from my 140+ page [Blending Sounds Pack!](#)

Find more ideas for helping readers sound out words @ [THIS READING MAMA](#)

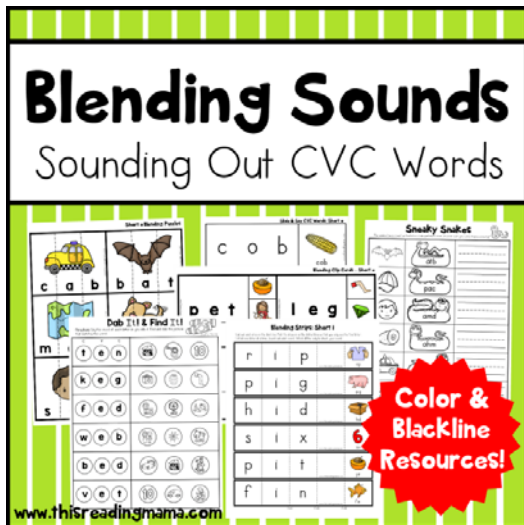
Please Abide by the Terms of Use:

This printable pack was created for you to use at home with your child/students or with multiple children in *your* classroom/tutoring setting. Please do not sell, host, reproduce, giveaway, or store on any other site (including a blog, Facebook, 4Shared, Dropbox, etc.). Thank you!



www.thisreadingmama.com

You'll Also Like



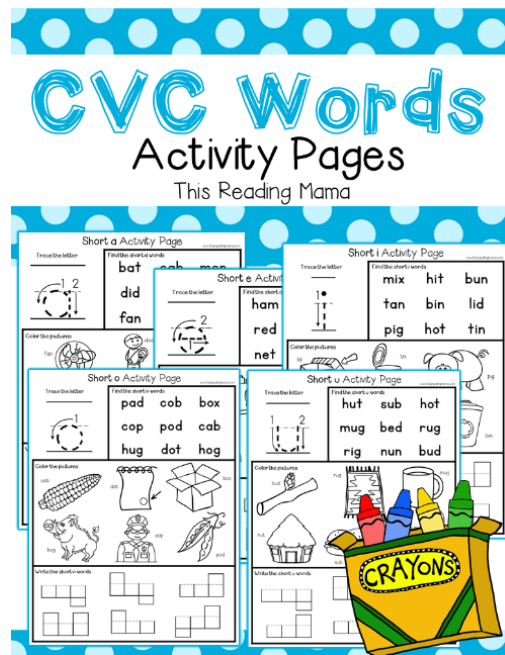
[my blog's shop](#)
[Teachers Pay Teachers](#)



Short Vowel Activity Pack




[my blog's shop](#)
[Teachers Pay Teachers](#)



[my blog's shop](#)
[Teachers Pay Teachers](#)

Dab It! & Find It!

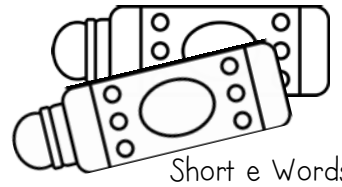
Directions: Say the sound of each letter as you dab it. Find and dab the picture that matches the word.




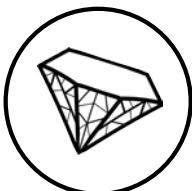





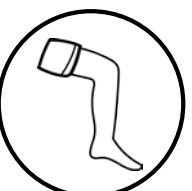







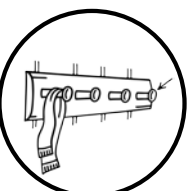


<div>c</div> <div>m</div> <div>v</div> <div>a</div> <div>c</div> <div>d</div>	<div></div> <div></div> <div></div>
<div>p</div> <div>a</div> <div>n</div>	<div></div> <div></div> <div></div>
<div>h</div> <div>a</div> <div>t</div>	<div></div> <div></div> <div></div>
<div>b</div> <div>a</div> <div>g</div>	<div></div> <div></div> <div></div>
<div>t</div> <div>a</div> <div>p</div>	<div></div> <div></div> <div></div>
<div>c</div> <div>a</div> <div>b</div>	<div></div> <div></div> <div></div>

Dab It! & Find It!

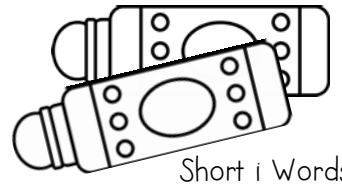
Directions: Say the sound of each letter as you dab it. Find and dab the picture that matches the word.



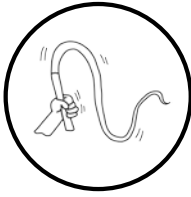



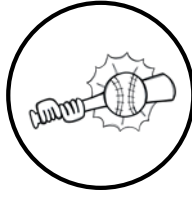

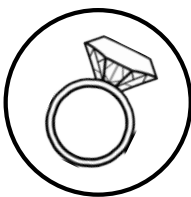
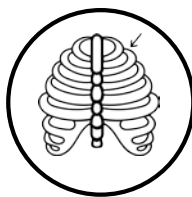
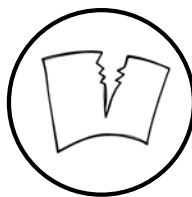


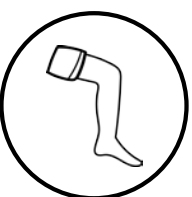






<div>c</div> <div>r</div> <div>v</div> <div>e</div> <div>c</div> <div>d</div>	<div></div> <div></div> <div></div>
<div>j</div> <div>e</div> <div>t</div>	<div></div> <div></div> <div></div>
<div>h</div> <div>e</div> <div>n</div>	<div></div> <div></div> <div></div>
<div>l</div> <div>e</div> <div>g</div>	<div></div> <div></div> <div></div>
<div>w</div> <div>e</div> <div>t</div>	<div></div> <div></div> <div></div>
<div>p</div> <div>e</div> <div>g</div>	<div></div> <div></div> <div></div>

Dab It! & Find It!

Directions: Say the sound of each letter as you dab it. Find and dab the picture that matches the word.

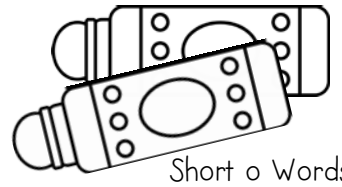


Short i Words

<div>c</div> <div>w</div> <div>v</div> <div>i</div> <div>c</div> <div>g</div> <div></div> <div></div> <div></div>
<div>h</div> <div>i</div> <div>t</div> <div></div> <div></div> <div></div>
<div>r</div> <div>i</div> <div>p</div> <div></div> <div></div> <div></div>
<div>l</div> <div>i</div> <div>d</div> <div></div> <div></div> <div></div>
<div>f</div> <div>i</div> <div>n</div> <div></div> <div></div> <div></div>
<div>b</div> <div>i</div> <div>g</div> <div></div> <div></div> <div></div>

Dab It! & Find It!

Directions: Say the sound of each letter as you dab it. Find and dab the picture that matches the word.



C

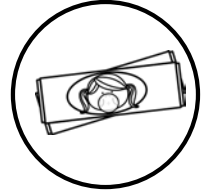


V

C

f

o



g



h

o



t



c

o



b



m

o



m



p

o

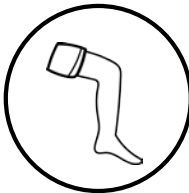

p



l


o

g



Dab It! & Find It!

Directions: Say the sound of each letter as you dab it. Find and dab the picture that matches the word.



c


v

c

b

u



g



m

u


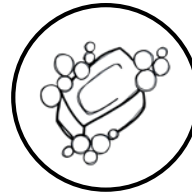

d



s

u


n



h

u




t



c

u



p



r



u

b



Thank you

to these clip artists!



Let's Connect!

Blog: www.thisreadingmama.com

Subscribe to my Newsletter: [HERE](#)

Facebook: [/thisreadingmama](#)

Pinterest: [/thisreadingmama](#)

Twitter: [@thisreadingmama](#)

TpT: [/This-Reading-Mama](#)

Email: becky@thisreadingmama.com