

Reading PHONICS PATTERNS with Multiple Sounds

Reading Patterns with Multiple Sounds

Example: She saw a **great**, big panther!

1 Try reading the word with one sound you know for that pattern.	ea = ē  as in leaf
2 Ask yourself: "Does that make sense?"	 ?
3 If not, read the word with another sound for that pattern.	ea = ē  as in bread
4 Ask yourself: "Does that make sense?"	 ?
5 If not, try reading the word with other sounds you know for that pattern.	ea = ā  as in break
6 Remember to ask yourself each time, "Does that make sense?"	 ?

FREE!

Patterns with Multiple Sounds

Example: She saw a **great**, big panther!

1 Try reading the word with the most sound you know for that pattern.	ea = ē  as in leaf
2 Ask yourself: "Does that make sense?"	 ?
3 If not, read the word with another sound for that pattern.	ea = ē  as in bread
4 Ask yourself: "Does that make sense?"	 ?
5 If not, try reading the word with other sounds you know for that pattern.	ea = ā  as in break
6 Remember to ask yourself each time, "Does that make sense?"	 ?

www.thisreadingmama.com

Clip art & fonts by:




Terms of Use: This free printable pack was created for you to use at home with your child/students or with multiple children in your classroom/tutoring setting. Please do not sell, host, reproduce, giveaway, or store on any other site (including a blog, Facebook, 4Shared, Dropbox, etc.). Thank you!

You Might Also Like:



50 more free Phonics Cards



Long Vowel Teams PICTURE CARDS



Let's Connect!

Blog: www.thisreadingmama.com

Subscribe to my Newsletter: [HERE](#)

Facebook: [/thisreadingmama](#)

Pinterest: [/thisreadingmama](#)







Twitter: [@thisreadingmama](#)

TpT: [/This-Reading-Mama](#)

Email: becky@thisreadingmama.com






Reading Patterns with Multiple Sounds

Example: She saw a **great**, big panther!

<p>1. Try reading the word with one sound you know for that pattern.</p>	<p>ea = ē</p>  <p>as in leaf</p>
<p>2. Ask yourself, "Does that make sense?"</p>	
<p>3. If not, read the word with another sound for that pattern.</p>	<p>ea = ě</p>  <p>as in bread</p>
<p>4. Ask yourself, "Does that make sense?"</p>	
<p>5. If not, try reading the word with other sounds you know for that pattern.</p>	<p>ea = ā</p>  <p>as in break</p>
<p>6. Remember to ask yourself each time, "Does that make sense?"</p>	

Reading Patterns with Multiple Sounds

Example: She saw a great, big panther!

<p>1. Try reading the word with one sound you know for that pattern.</p>	<p>ea = ē</p>  <p>as in leaf</p>
<p>2. Ask yourself, "Does that make sense?"</p>	
<p>3. If not, read the word with another sound for that pattern.</p>	<p>ea = ě</p>  <p>as in bread</p>
<p>4. Ask yourself, "Does that make sense?"</p>	
<p>5. If not, try reading the word with other sounds you know for that pattern.</p>	<p>ea = ā</p>  <p>as in break</p>
<p>6. Remember to ask yourself each time, "Does that make sense?"</p>	