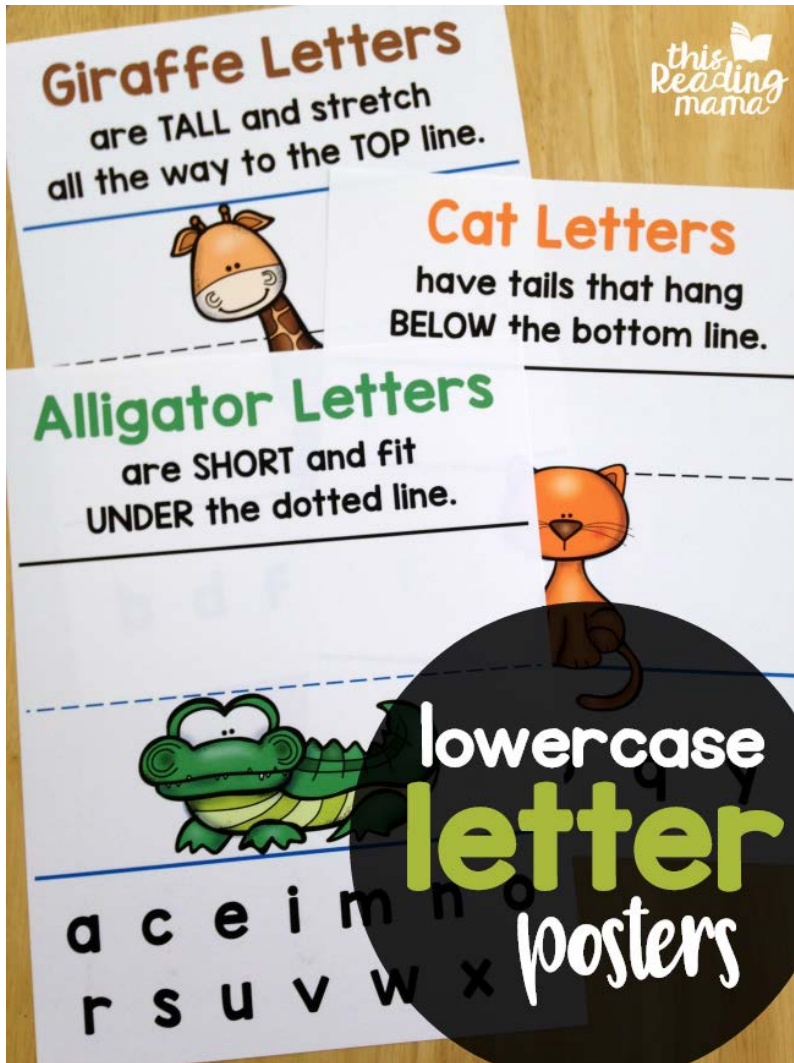


FREE lowercase Letter Posters



These simple lowercase letter posts are a fun way to help beginning writers know where letters should be formed within the handwriting lines.

Visit me @
THIS READING
MAMA
to read more!


Clip art & fonts by:



Terms of Use: This printable pack was created for you to use at home with your child/students or with multiple children in *your* classroom or tutoring setting. Please **do not** share between classroom teachers, sell, host, reproduce, giveaway, or store on any other site (including a blog, Facebook, 4Shared, Dropbox, etc.). Thank you!

Grab the entire pack!

Practice handwriting with the animals! These clean and simple handwriting pages provide practice writing upper and lowercase letters within the boundaries of 3 lines (two solid lines and dotted middle line). Learners are challenged to practice writing letters BIG and small.



Included in this Pack:

Alphabet Letter Formation resources
(posters and book - color & blackline)

Uppercase Pages

Lowercase Pages

More Alphabet Resources


Grab the entire pack @ my

blog's shop or

Teachers Pay Teachers store

Alligator Letters


are **SHORT** and fit
UNDER the dotted line.



a c e i m n o
r s u v w x

Giraffe Letters


are TALL and stretch
all the way to the TOP line.



b d f h k l t

Cat Letters


have tails that hang
BELOW the bottom line.



g j p q y

Alligator Letters


are SHORT and fit
UNDER the dotted line.



a c e i m n o
r s u v w x

Giraffe Letters


are TALL and stretch
all the way to the TOP line.



b d f h k l t

Cat Letters

have tails that hang
BELOW the bottom line.



g j p q y