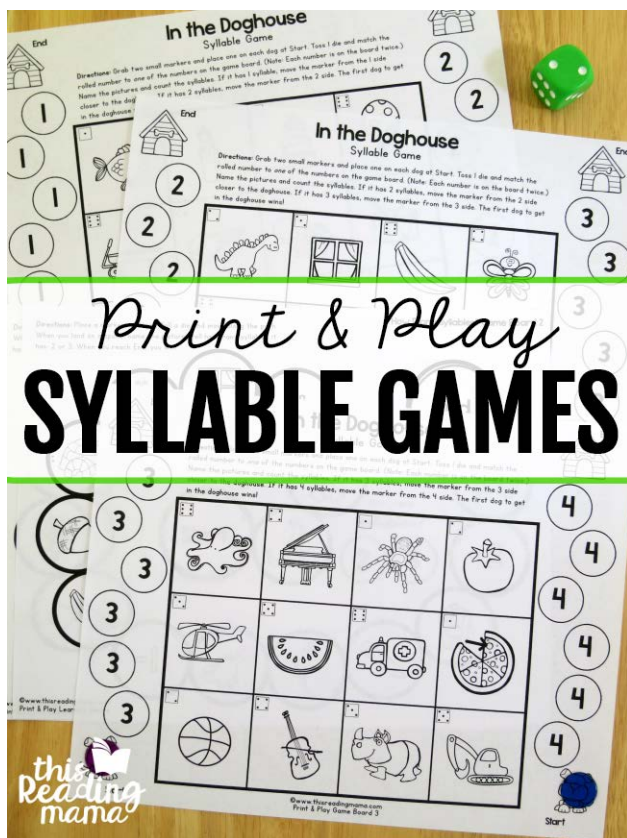


Just Print & Play Syllable Games



These print and play games are a fun, NO PREP, interactive way to count syllables in words that have 1, 2, 3, and 4 syllables. 6 free games are included with picture/answer key!

Read more about these games at
[This Reading Mama](https://www.thisreadingmama.com/print-and-play-syllable-games/)

Read more about syllables [HERE](https://www.thisreadingmama.com/syllables/).

Terms of Use: This printable pack was created for you to use at home with your child/students or with multiple children in *your* classroom or tutoring setting. Please **do not** share between teachers, sell, host, reproduce, giveaway, or store on any other site (including a blog, Facebook, 4Shared, Dropbox, Amazon Inspire, etc.). Thank you!

©www.thisreadingmama.com
Print & Play Learning Games

Just Print & Play Phonics Games Bundle



These games are perfect for individual work, partner work, small groups, centers, or at-home practice. They make phonics differentiation a BREEZE.

The best part? They are NO PREP! Just gather dice and some small manipulatives, and you're ready to play!

Part 1 Includes:

- Beginning Sounds
- Ending Sounds
- Blends & Digraphs
- Word Families
- Short Vowel Sounds

Part 2 Includes:

- Welded Sounds
- Consonant Clusters
- R-Controlled Vowels
- CVCe Words
- Long Vowel Teams
- Diphthongs and Other Vowels

Grab the bundle (or purchase any of them separately) at [my blog's shop](#) or my [Teachers Pay Teachers store](#).

Syllable Game Board

Picture Keys

Game Board 1

1 Syllable: fish, cake, key, drum, book, whale

2 Syllables: candle, balloon, wagon, turtle, finger, flower

Game Board 2

2 Syllables: window, acorn, igloo, popcorn, baby, pencil

3 Syllables: dinosaur, banana, butterfly, flamingo, kangaroo, elephant


Game Board 3

3 Syllables: octopus, piano, tomato, ambulance, basketball, violin

4 Syllables: tarantula, helicopter, watermelon, pepperoni, rhinoceros, excavator

Listed in the order they appear on boards.

©www.thisreadingmama.com
Print & Play Learning Games

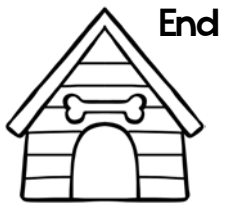


End


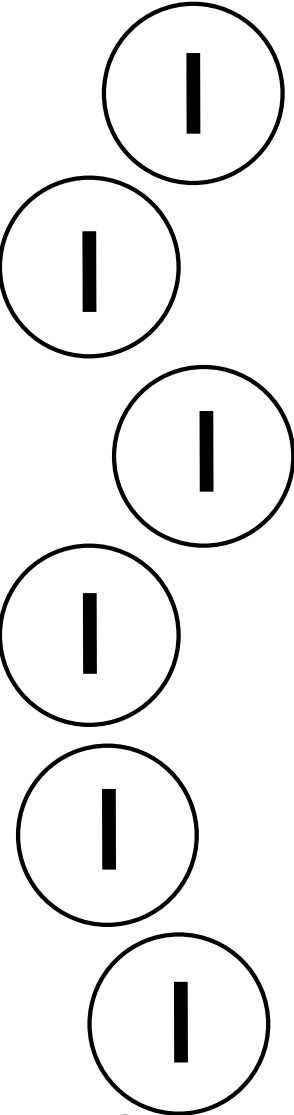

In the Doghouse

Syllable Game

Directions: Grab two small markers and place one on each dog at Start. Toss 1 die and match the rolled number to *one* of the numbers on the game board. (Note: Each number is on the board twice.) Name the pictures and count the syllables. If it has 1 syllable, move the marker from the 1 side closer to the doghouse. If it has 2 syllables, move the marker from the 2 side. The first dog to get in the doghouse wins!



End

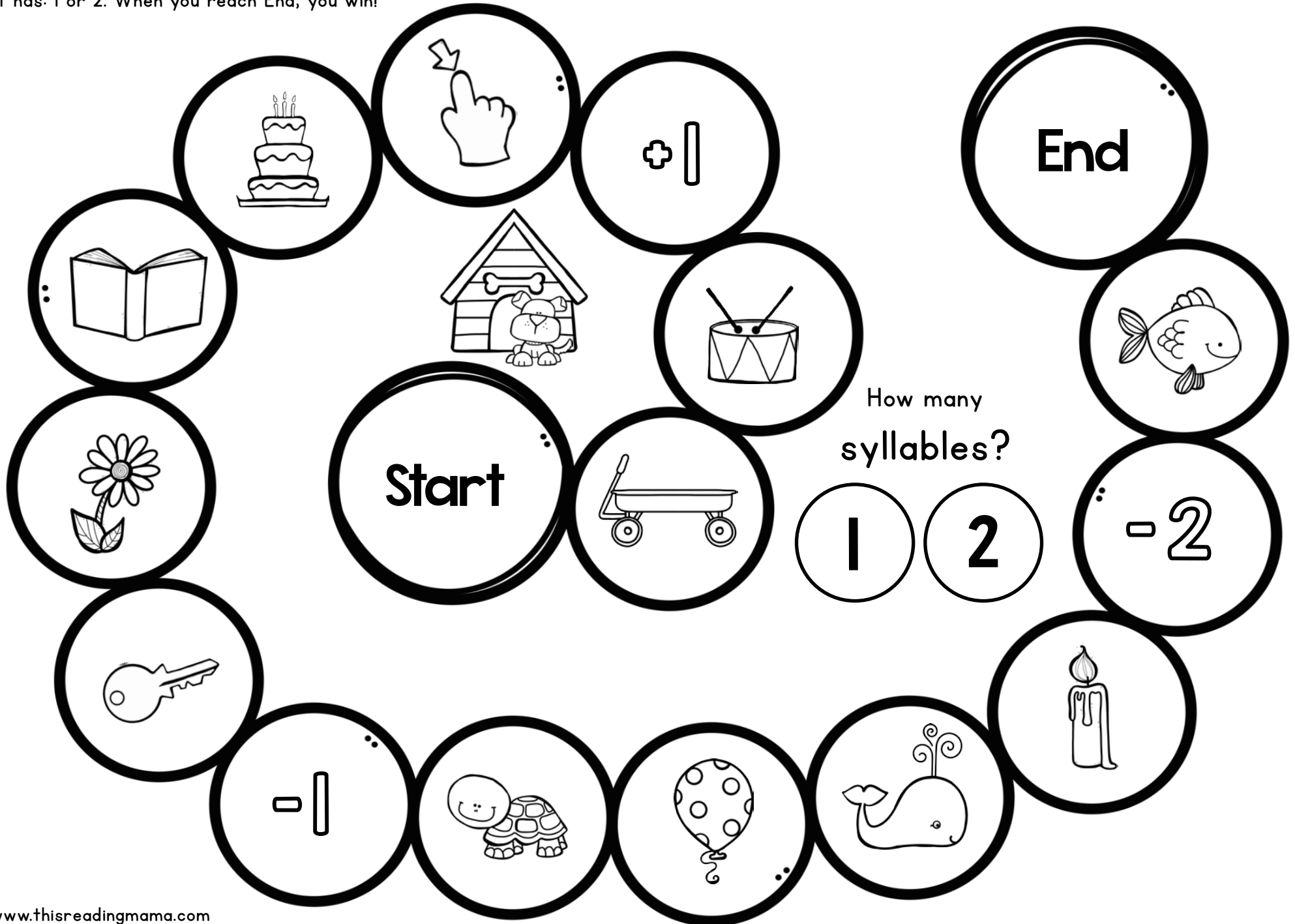



Start



Start

Directions: Place a marker on Start. Roll a die and move along the path. When you land on a space, name the picture and tell how many syllables it has: 1 or 2. When you reach End, you win!



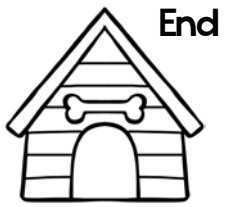


End

In the Doghouse

Syllable Game

Directions: Grab two small markers and place one on each dog at Start. Toss 1 die and match the rolled number to *one* of the numbers on the game board. (Note: Each number is on the board twice.) Name the pictures and count the syllables. If it has 2 syllables, move the marker from the 2 side closer to the doghouse. If it has 3 syllables, move the marker from the 3 side. The first dog to get in the doghouse wins!



End

2

2

2

2

2

2

3

3

3


3

3

3

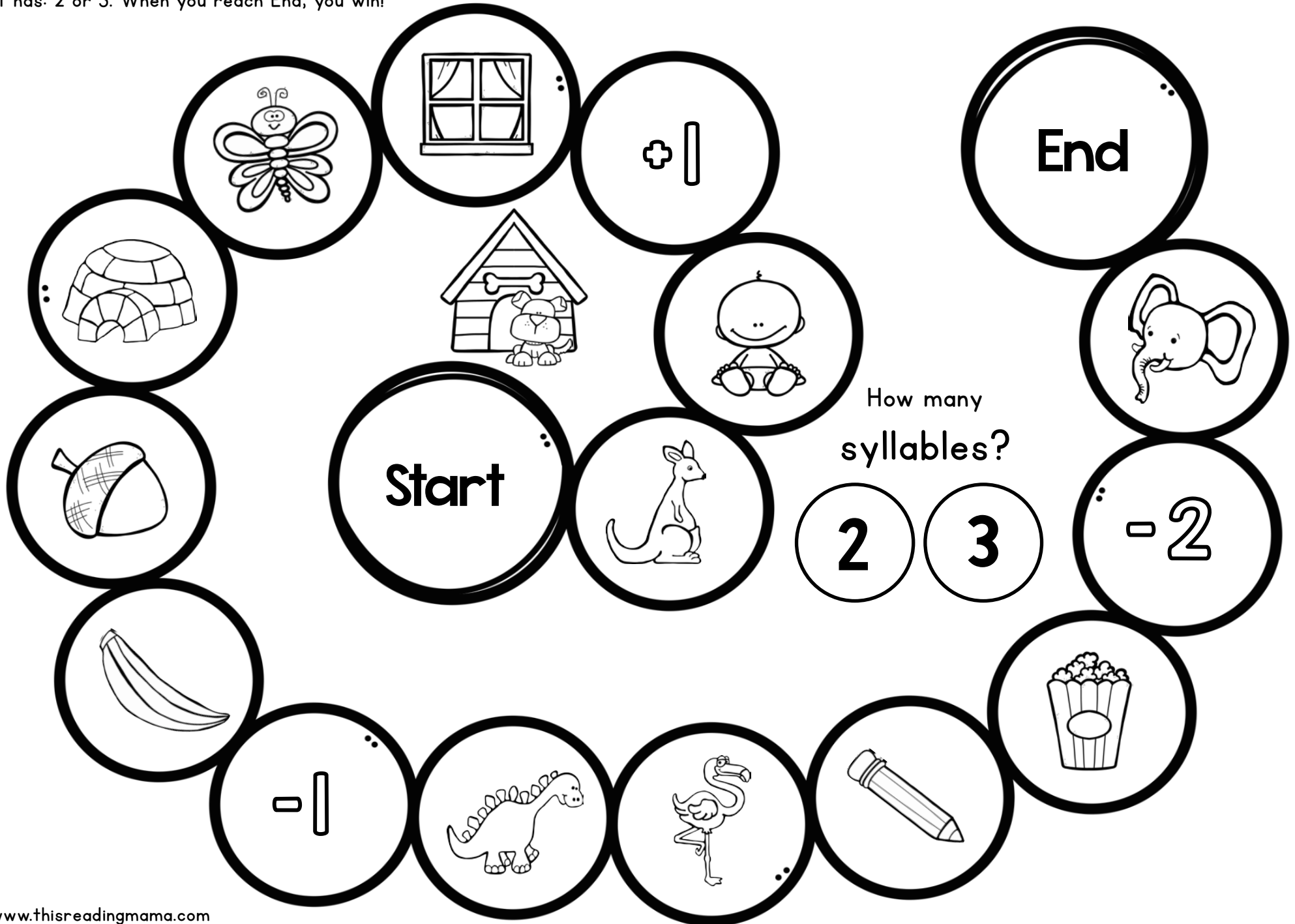



Start



Start

Directions: Place a marker on Start. Roll a die and move along the path.
When you land on a space, name the picture and tell how many syllables it has: 2 or 3. When you reach End, you win!



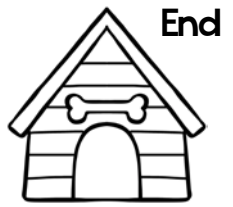


End

In the Doghouse

Syllable Game

Directions: Grab two small markers and place one on each dog at Start. Toss 1 die and match the rolled number to *one* of the numbers on the game board. (Note: Each number is on the board twice.) Name the pictures and count the syllables. If it has 3 syllables, move the marker from the 3 side closer to the doghouse. If it has 4 syllables, move the marker from the 4 side. The first dog to get in the doghouse wins!



End

3

3

3

3

3

3

4

4

4

4

4

4



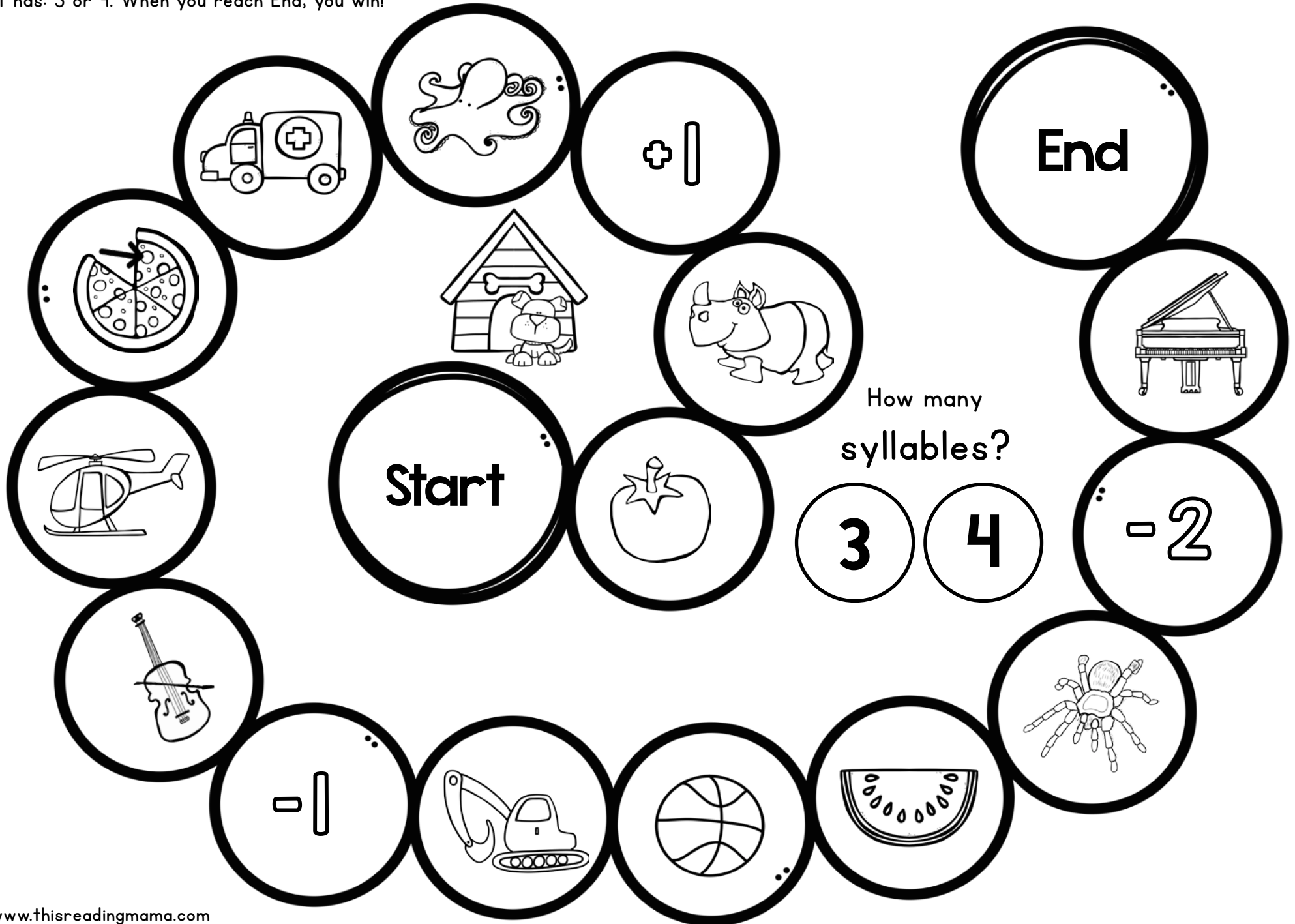
Start



Start

How Many Syllables? Game Board 3

Directions: Place a marker on Start. Roll a die and move along the path. When you land on a space, name the picture and tell how many syllables it has: 3 or 4. When you reach End, you win!



Clip art & fonts by:



Let's Connect!

Blog: www.thisreadingmama.com

Subscribe to my Newsletter: [HERE](#)

Facebook: [/thisreadingmama](#)

Pinterest: [/thisreadingmama](#)

Twitter: [@thisreadingmama](#)

TpT: [/This-Reading-Mama](#)

Email: becky@thisreadingmama.com

©www.thisreadingmama.com
Print & Play Learning Games