

Beat You to the Top!

Editable Alphabet Games



These print & play games are editable, NO PREP, and a fun way to practice uppercase and lowercase letters! Plus, it's inspired by one of my favorite alphabet books!

Find differentiation ideas for these boards @ [This Reading Mama!](http://www.thisreadingmama.com)

Even more alphabet activities are included on the last page of this download.

©www.thisreadingmama.com

Terms of Use: This printable pack was created for you to use at home with your child/students or with multiple children in *your* classroom or tutoring setting. Please **do not** share between teachers, sell, host, reproduce, giveaway, or store on any other site (including a blog, Facebook, 4Shared, Dropbox, Amazon Inspire, etc.). Thank you!

Clip art & fonts by:



If you teach multiple learners, you know that they all learn at a different pace. That's why I love these Just Print & Play Phonics Games!

They're NO PREP, interactive, & can be used for individual work, partner work, or at home. They make phonics & spelling differentiation a BREEZE!



Just gather dice and a couple of small manipulatives, and you're **ready to play!**

Part 1 Includes:

- Beginning Sounds
- Ending Sounds
- Blends & Digraphs
- Word Families
- Short Vowel Sounds

Part 2 Includes:

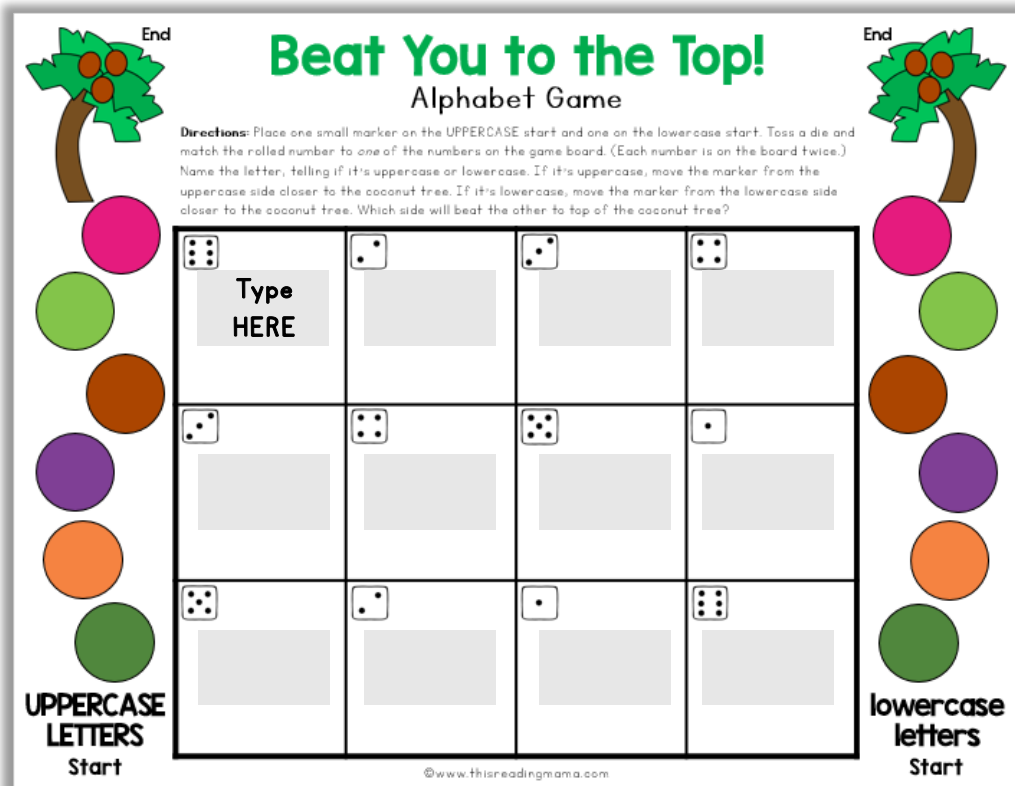
- Welded Sounds
- Consonant Clusters
- R-Controlled Vowels
- CVCe Words
- Long Vowel Teams
- Diphthongs and Other Vowels

Grab the bundle (or purchase any of them separately) at [my blog's shop](#) or my [Teachers Pay Teachers store](#).

How to Edit the Boards

In order to type into the editable fields, follow these steps:

1. Go to [Teachers Pay Teachers](#) and login. Download and install [KG Primary Penmanship Font](#) from Kimberly Geswein on your computer. (This is a free font for personal use only.)



2. Open the PDF document with the most recent version of Adobe Reader. It's available [here](#). An older version may work just fine for you. But if you are having trouble, it might be that you need the most recent version.
3. Choose color or blackline game boards. I've included 6 of each so you can make 6 different alphabet games to meet the needs of your learners!
4. Click on and type your letters in the blue/gray boxes on each card. Be sure to include 6 uppercase letters and 6 lowercase letters for the game to work! (If you do not type letters in the boxes, the boards will print blank.)
5. Save your work or print the boards.

Troubleshooting Ideas for Mac Users

1. Make sure that you have the most current version of Adobe Reader. It's available [here](#).
2. Open your file finder and right click (or double click) on the file in your download folder.
3. Choose OPEN WITH -> ADOBE READER.
4. You may be prompted to choose Adobe Reader as your PDF reader in the future. To avoid problems in the future, click YES.

Beat You to the Top!

Color Alphabet Game Boards

©www.thisreadingmama.com















End

Beat You to the Top!

Alphabet Game

End

Directions: Place one small marker on the UPPERCASE start and one on the lowercase start. Toss a die and match the rolled number to *one* of the numbers on the game board. (Each number is on the board twice.) Name the letter, telling if it's uppercase or lowercase. If it's uppercase, move the marker from the uppercase side closer to the coconut tree. If it's lowercase, move the marker from the lowercase side closer to the coconut tree. Which side will beat the other to top of the coconut tree?

**UPPERCASE
LETTERS**

Start

**lowercase
letters**

Start













End

Beat You to the Top!

Alphabet Game

End

Directions: Place one small marker on the UPPERCASE start and one on the lowercase start. Toss a die and match the rolled number to *one* of the numbers on the game board. (Each number is on the board twice.) Name the letter, telling if it's uppercase or lowercase. If it's uppercase, move the marker from the uppercase side closer to the coconut tree. If it's lowercase, move the marker from the lowercase side closer to the coconut tree. Which side will beat the other to top of the coconut tree?

**UPPERCASE
LETTERS**

Start

**lowercase
letters**

Start













End

Beat You to the Top!

Alphabet Game

End

Directions: Place one small marker on the UPPERCASE start and one on the lowercase start. Toss a die and match the rolled number to *one* of the numbers on the game board. (Each number is on the board twice.) Name the letter, telling if it's uppercase or lowercase. If it's uppercase, move the marker from the uppercase side closer to the coconut tree. If it's lowercase, move the marker from the lowercase side closer to the coconut tree. Which side will beat the other to top of the coconut tree?

**UPPERCASE
LETTERS**

Start

**lowercase
letters**

Start













End

Beat You to the Top!

Alphabet Game

End

Directions: Place one small marker on the UPPERCASE start and one on the lowercase start. Toss a die and match the rolled number to *one* of the numbers on the game board. (Each number is on the board twice.) Name the letter, telling if it's uppercase or lowercase. If it's uppercase, move the marker from the uppercase side closer to the coconut tree. If it's lowercase, move the marker from the lowercase side closer to the coconut tree. Which side will beat the other to top of the coconut tree?

**UPPERCASE
LETTERS**

Start

**lowercase
letters**

Start













End

Beat You to the Top!

Alphabet Game

End

Directions: Place one small marker on the UPPERCASE start and one on the lowercase start. Toss a die and match the rolled number to *one* of the numbers on the game board. (Each number is on the board twice.) Name the letter, telling if it's uppercase or lowercase. If it's uppercase, move the marker from the uppercase side closer to the coconut tree. If it's lowercase, move the marker from the lowercase side closer to the coconut tree. Which side will beat the other to top of the coconut tree?

**UPPERCASE
LETTERS**

Start

**lowercase
letters**

Start

End

Beat You to the Top!

Alphabet Game

End

Directions: Place one small marker on the UPPERCASE start and one on the lowercase start. Toss a die and match the rolled number to *one* of the numbers on the game board. (Each number is on the board twice.) Name the letter, telling if it's uppercase or lowercase. If it's uppercase, move the marker from the uppercase side closer to the coconut tree. If it's lowercase, move the marker from the lowercase side closer to the coconut tree. Which side will beat the other to top of the coconut tree?

UPPERCASE
LETTERS

Start


lowercase
letters

Start

Beat You to the Top!

Blackline Alphabet Game Boards

©www.thisreadingmama.com















End

Beat You to the Top!

Alphabet Game

End

Directions: Place one small marker on the UPPERCASE start and one on the lowercase start. Toss a die and match the rolled number to *one* of the numbers on the game board. (Each number is on the board twice.) Name the letter, telling if it's uppercase or lowercase. If it's uppercase, move the marker from the uppercase side closer to the coconut tree. If it's lowercase, move the marker from the lowercase side closer to the coconut tree. Which side will beat the other to top of the coconut tree?

**UPPERCASE
LETTERS**

Start

**lowercase
letters**

Start













End

Beat You to the Top!

Alphabet Game

End

Directions: Place one small marker on the UPPERCASE start and one on the lowercase start. Toss a die and match the rolled number to *one* of the numbers on the game board. (Each number is on the board twice.) Name the letter, telling if it's uppercase or lowercase. If it's uppercase, move the marker from the uppercase side closer to the coconut tree. If it's lowercase, move the marker from the lowercase side closer to the coconut tree. Which side will beat the other to top of the coconut tree?

**UPPERCASE
LETTERS**

Start

**lowercase
letters**

Start













End

Beat You to the Top!

Alphabet Game

End

Directions: Place one small marker on the UPPERCASE start and one on the lowercase start. Toss a die and match the rolled number to *one* of the numbers on the game board. (Each number is on the board twice.) Name the letter, telling if it's uppercase or lowercase. If it's uppercase, move the marker from the uppercase side closer to the coconut tree. If it's lowercase, move the marker from the lowercase side closer to the coconut tree. Which side will beat the other to top of the coconut tree?

**UPPERCASE
LETTERS**

Start

**lowercase
letters**

Start













End

Beat You to the Top!

Alphabet Game

End

Directions: Place one small marker on the UPPERCASE start and one on the lowercase start. Toss a die and match the rolled number to *one* of the numbers on the game board. (Each number is on the board twice.) Name the letter, telling if it's uppercase or lowercase. If it's uppercase, move the marker from the uppercase side closer to the coconut tree. If it's lowercase, move the marker from the lowercase side closer to the coconut tree. Which side will beat the other to top of the coconut tree?

**UPPERCASE
LETTERS**

Start

**lowercase
letters**

Start













End

Beat You to the Top!

Alphabet Game

End

Directions: Place one small marker on the UPPERCASE start and one on the lowercase start. Toss a die and match the rolled number to *one* of the numbers on the game board. (Each number is on the board twice.) Name the letter, telling if it's uppercase or lowercase. If it's uppercase, move the marker from the uppercase side closer to the coconut tree. If it's lowercase, move the marker from the lowercase side closer to the coconut tree. Which side will beat the other to top of the coconut tree?

**UPPERCASE
LETTERS**

Start

**lowercase
letters**

Start













End

Beat You to the Top!

Alphabet Game

End

Directions: Place one small marker on the UPPERCASE start and one on the lowercase start. Toss a die and match the rolled number to *one* of the numbers on the game board. (Each number is on the board twice.) Name the letter, telling if it's uppercase or lowercase. If it's uppercase, move the marker from the uppercase side closer to the coconut tree. If it's lowercase, move the marker from the lowercase side closer to the coconut tree. Which side will beat the other to top of the coconut tree?

**UPPERCASE
LETTERS**

Start

**lowercase
letters**

Start

Even MORE Alphabet Resources!

Click on any of the images to find the resources!

