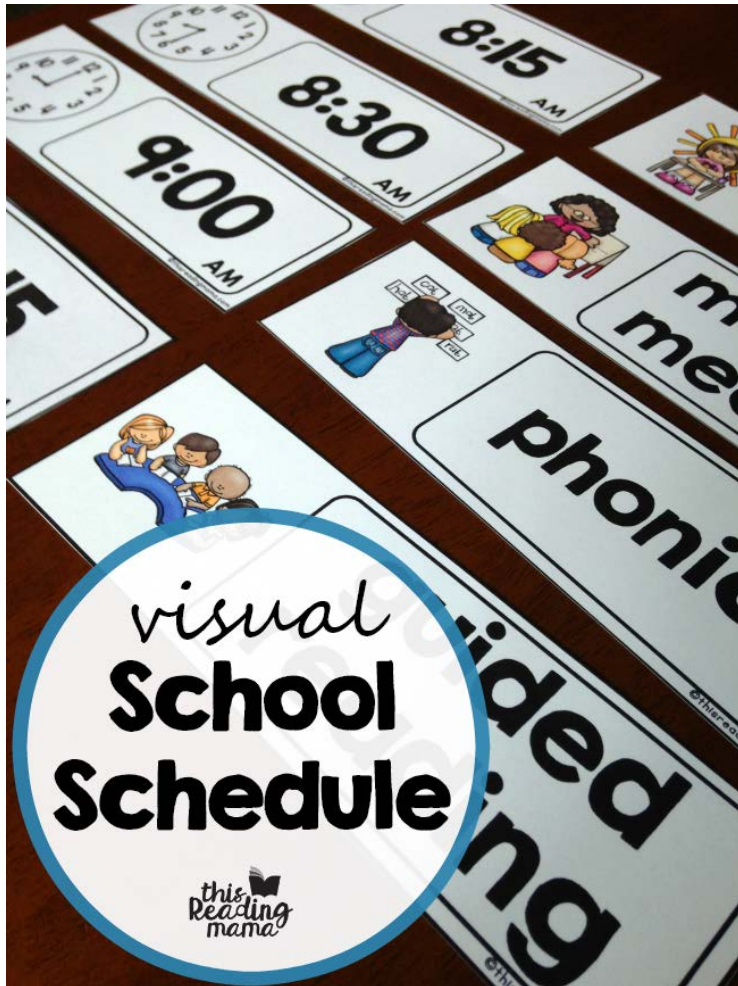


Visual School Schedule



Visual schedules are a great tool for all kinds of learners!

It helps learners know what to expect from their day, and can lower anxiety with some learners.

These pages contain clocks/times plus school activities for the classroom and homeschool. Of course, I couldn't anticipate all needs, so there are editable pages included, too!

Find this printable [HERE](#).

Clip art & fonts by:



Terms of Use: This printable pack was created for you to use at home with your child/students or with multiple children in *your* classroom or tutoring setting. Please *do not* share between classroom teachers, sell, host, reproduce, giveaway, or store on any other site (including a blog, Facebook, 4Shared, Dropbox, etc.). Thank you!

headings for
Visual Schedule



Our Schedule


©thisreadingmama.com


Today we
will...

©thisreadingmama.com

clocks / times

Visual Schedule






7:15

AM


©thisreadingmama.com



7:30

AM


©thisreadingmama.com



7:45

AM


©thisreadingmama.com



8:00

AM


©thisreadingmama.com



8:15

AM


©thisreadingmama.com



8:30

AM


©thisreadingmama.com



8:45

AM


©thisreadingmama.com



9:00

AM


©thisreadingmama.com



9:15

AM


©thisreadingmama.com



9:30

AM


©thisreadingmama.com



9:45

AM


©thisreadingmama.com



10:00

AM


©thisreadingmama.com



10:15

AM


©thisreadingmama.com



10:30

AM


©thisreadingmama.com



10:45

AM


©thisreadingmama.com



11:00

AM


©thisreadingmama.com



11:15

AM


©thisreadingmama.com



11:30

AM


©thisreadingmama.com



11:45

AM


©thisreadingmama.com



12:00

PM


©thisreadingmama.com



12:15

PM


©thisreadingmama.com



12:30

PM


©thisreadingmama.com



12:45

PM


©thisreadingmama.com



1:00

PM


©thisreadingmama.com



1:15

PM


©thisreadingmama.com



1:30

PM


©thisreadingmama.com



1:45

PM


©thisreadingmama.com



2:00

PM


©thisreadingmama.com



2:15

PM


©thisreadingmama.com



2:30

PM


©thisreadingmama.com



2:45

PM


©thisreadingmama.com



3:00

PM


©thisreadingmama.com



3:15

PM


©thisreadingmama.com



3:30

PM


©thisreadingmama.com



3:45

PM

©thisreadingmama.com




4:00

PM

©thisreadingmama.com

You may also like:



Let's Connect!

Blog: www.thisreadingmama.com

Subscribe to my Newsletter: [HERE](#)

TpT: [/This-Reading-Mama](https://www.teacherspayteachers.com/Store/This-Reading-Mama)

Facebook: [/thisreadingmama](https://www.facebook.com/thisreadingmama)

Pinterest: [/thisreadingmama](https://www.pinterest.com/thisreadingmama)

Twitter: [@thisreadingmama](https://twitter.com/thisreadingmama)

Email: becky@thisreadingmama.com

school activities for
Visual Schedule





breakfast

©thisreadingmama.com



snack

©thisreadingmama.com




lunch

©thisreadingmama.com



snack

©thisreadingmama.com



**morning
work**

©thisreadingmama.com



**morning
meeting**

©thisreadingmama.com



**math
meeting**

©thisreadingmama.com



**calendar
time**

©thisreadingmama.com



**reading
workshop**

©thisreadingmama.com



spelling

©thisreadingmama.com



phonics

©thisreadingmama.com



**guided
reading**

©thisreadingmama.com



**literacy
centers**

©thisreadingmama.com



**quiet
reading**

©thisreadingmama.com



**read
aloud**

©thisreadingmama.com



**shared
reading**

©thisreadingmama.com



**journal
writing**

©thisreadingmama.com



**writing
workshop**

©thisreadingmama.com



writing

©thisreadingmama.com



handwriting

©thisreadingmama.com



library

©thisreadingmama.com



math

©thisreadingmama.com



math
centers

©thisreadingmama.com



math
facts

©thisreadingmama.com



**social
studies**

©thisreadingmama.com



history

©thisreadingmama.com



science

©thisreadingmama.com



recess

©thisreadingmama.com



art

©thisreadingmama.com



music

©thisreadingmama.com



P.E.

©thisreadingmama.com



drama

©thisreadingmama.com



computer

©thisreadingmama.com



bathroom

©thisreadingmama.com



assembly

©thisreadingmama.com



dismissal

©thisreadingmama.com



field trip

©thisreadingmama.com



field trip

©thisreadingmama.com



special guest

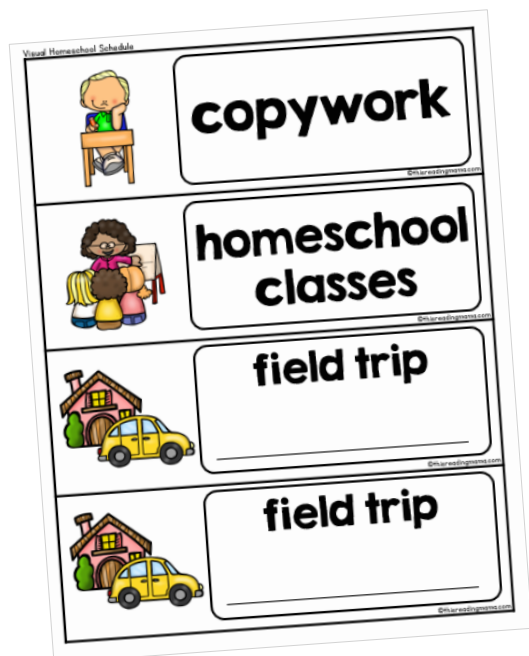
©thisreadingmama.com



special guest

©thisreadingmama.com

homeschool activities
Visual Schedule






**read
with mom**

©thisreadingmama.com




**read
with dad**

©thisreadingmama.com



**write
with mom**

©thisreadingmama.com



**write
with dad**

©thisreadingmama.com



copywork

©thisreadingmama.com



**homeschool
classes**

©thisreadingmama.com



field trip

©thisreadingmama.com



field trip

©thisreadingmama.com



dance

©thisreadingmama.com



gymnastics

©thisreadingmama.com



**music
lessons**

©thisreadingmama.com




**sports
lessons**

©thisreadingmama.com


editable pages for Visual Schedule

In order to type into the editable fields with the same font as the rest of the cards, follow these steps.




1. Open this PDF document with the most recent version of Adobe Reader. An older version may work just fine for you. But if you are having trouble, it might be that you need the most recent version.
2. To use the same font as the one used on the cards, go to [Teachers Pay Teachers](https://www.teacherspayteachers.com/) and login. (If you don't have a TpT account, you will want one. Trust me!) Download and install [this free font](#) from KG Fonts to your computer. The exact font I used is, *KG Second Chances Solid*.
3. Type your text in the blue/gray boxes on each card. If you do not type words in the boxes, the cards will print blank.
4. Save your work or print the word cards.

*Note: You will need to draw the hands on the analogue clocks and cut and paste your own images on these cards, as only the words are editable.




A large, empty rounded rectangular box for writing a schedule entry.

©thisreadingmama.com




A large, empty rounded rectangular box for writing a schedule entry.

©thisreadingmama.com




A large, empty rounded rectangular box for writing a schedule entry.

©thisreadingmama.com




A large, empty rounded rectangular box for writing a schedule entry.

©thisreadingmama.com




A large, empty rounded rectangular box for writing a schedule entry.

©thisreadingmama.com




A large, empty rounded rectangular box for writing a schedule entry.

©thisreadingmama.com




A large, empty rounded rectangular box for writing a schedule entry.

©thisreadingmama.com




A large, empty rounded rectangular box for writing a schedule entry.

©thisreadingmama.com




A large, empty rounded rectangular box for writing a schedule.

©thisreadingmama.com




A large, empty rounded rectangular box for writing a schedule.

©thisreadingmama.com



A large, empty rounded rectangular box for writing a schedule.

©thisreadingmama.com



A large, empty rounded rectangular box for writing a schedule.

©thisreadingmama.com



©thisreadingmama.com



©thisreadingmama.com



©thisreadingmama.com



©thisreadingmama.com

A large, empty rounded rectangular box with a black border, intended for scheduling or notes.

©thisreadingmama.com

A large, empty rounded rectangular box with a black border, intended for scheduling or notes.


©thisreadingmama.com

A large, empty rounded rectangular box with a black border, intended for scheduling or notes.

©thisreadingmama.com

A large, empty rounded rectangular box with a black border, intended for scheduling or notes.

©thisreadingmama.com




©thisreadingmama.com




©thisreadingmama.com




©thisreadingmama.com




©thisreadingmama.com




©thisreadingmama.com



©thisreadingmama.com



©thisreadingmama.com



©thisreadingmama.com

A large, empty rounded rectangular box with a horizontal line near the bottom, intended for a school activity.

©thisreadingmama.com

A large, empty rounded rectangular box with a horizontal line near the bottom, intended for a school activity.

©thisreadingmama.com

A large, empty rounded rectangular box with a horizontal line near the bottom, intended for a school activity.

©thisreadingmama.com

A large, empty rounded rectangular box with a horizontal line near the bottom, intended for a school activity.

©thisreadingmama.com