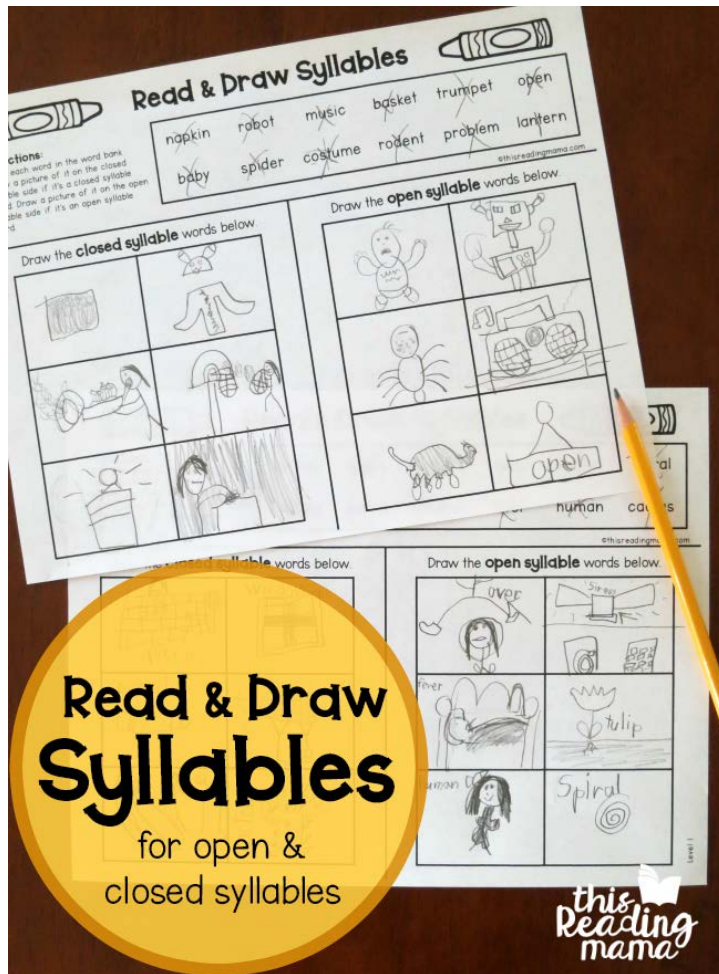


Read & Draw Syllable Pages



Use these SIMPLE Read and Draw Open & Closed Syllable pages with your learners to practice dividing words.

Encourage learners to draw the matching pictures as they sort the words as closed or open syllable words.

Level 1: Open & Closed Syllables (VCCV and VCV)

Level 2: Open & Closed Syllables with VCV words

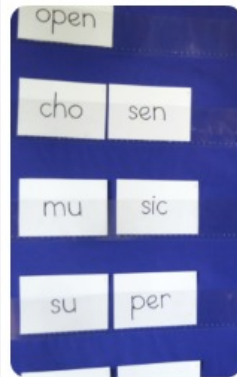

Read more about Open & Closed Syllables @
THIS READING MAMA

Clip art & fonts by



Terms of Use: This printable pack was created for you to use at home with your child/students or with multiple children in *your* classroom or tutoring setting. Please *do not* share between classroom teachers, sell, host, reproduce, giveaway, or store on any other site (including a blog, Facebook, 4Shared, Dropbox, Amazon Inspire, etc.). Thank you!

You May Also Like these!




Open & Closed SYLLABLE GAMES

FREE Printable Pack Included!



6 Syllable Types Resource Pack



Let's Connect!

Blog: www.thisreadingmama.com

Subscribe to my Newsletter: [HERE](#)

TpT: [/This-Reading-Mama](#)

Facebook: [/thisreadingmama](#)

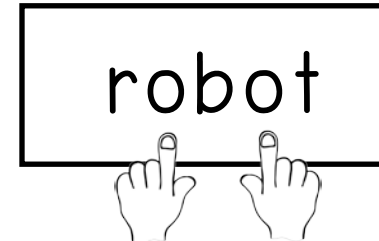
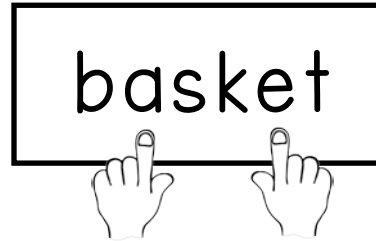
Pinterest: [/thisreadingmama](#)

Twitter: [@thisreadingmama](#)

Email: becky@thisreadingmama.com

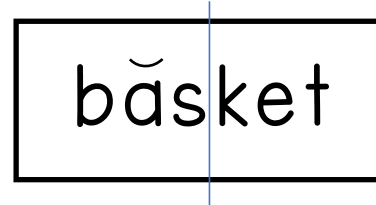
Simple Steps for Open & Closed Syllables

1. Find the two vowels in the words.

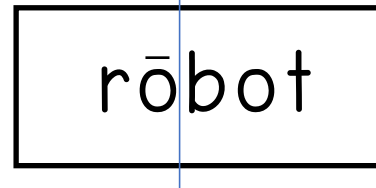


2. Look BETWEEN the vowels.

3. If there are two consonants, split the word in between the two consonants. This makes the first syllable CLOSED. (It ends with a consonant and the vowel makes its short sound.)



4. If there is one consonant, the consonant typically likes to hang out with the second syllable. This makes the first syllable OPEN. (It ends with a vowel and the vowel makes its long sound.)



5. In some cases, the one consonant in between the vowels likes to hang out with the first syllable. When this happens, the vowel makes its short sound because it's a closed syllable.



*I like to encourage learners to try words with one middle consonant with an open, long vowel sound first. If it doesn't make sense, they should try it with the closed, short vowel sound.



Read & Draw Syllables



Directions:

Read each word in the word bank. Draw a picture of it on the closed syllable side if it's a closed syllable word. Draw a picture of it on the open syllable side if it's an open syllable word.

napkin	robot	music	basket	trumpet	open
baby	spider	costume	rodent	problem	lantern

©thisreadingmama.com

Draw the **closed syllable** words below.

Draw the **open syllable** words below.



Read & Draw Syllables



Directions:

Read each word in the word bank. Draw a picture of it on the closed syllable side if it's a closed syllable word. Draw a picture of it on the open syllable side if it's an open syllable word.

picnic	siren	helmet	tulip	dentist	spiral
over	pencil	window	fever	human	cactus

©thisreadingmama.com

Draw the **closed syllable** words below.

Draw the **open syllable** words below.



Read & Draw Syllables



Directions:

Read each word in the word bank. Draw a picture of it on the closed syllable side if it's a closed syllable word. Draw a picture of it on the open syllable side if it's an open syllable word.

wagon	silent	cabin	lizard	bacon	tiger
crazy	robin	writer	camel	super	planet

©thisreadingmama.com

Draw the **closed syllable** words below.

Draw the **open syllable** words below.



Read & Draw Syllables



Directions:

Read each word in the word bank. Draw a picture of it on the closed syllable side if it's a closed syllable word. Draw a picture of it on the open syllable side if it's an open syllable word.



paper	finish	sofa	palace	flavor	present
closet	travel	lazy	even	zero	limit

©thisreadingmama.com

Draw the **closed syllable** words below.

Draw the **open syllable** words below.

Level 1 Answer Keys

 **Read & Draw Syllables** 

Directions:
Read each word in the word bank.
Draw a picture of it on the closed syllable side if it's a closed syllable word. Draw a picture of it on the open syllable side if it's an open syllable word.

napkin robot music basket trumpet open
baby spider costume rodent problem lantern



Draw the **closed syllable** words below.

napkin	basket
trumpet	costume
problem	lantern

Draw the **open syllable** words below.

robot	music
open	baby
spider	rodent

©thisreadingmama.com

 **Read & Draw Syllables** 

Directions:
Read each word in the word bank.
Draw a picture of it on the closed syllable side if it's a closed syllable word. Draw a picture of it on the open syllable side if it's an open syllable word.

picnic siren helmet tulip dentist spiral
over pencil window fever human cactus

Draw the **closed syllable** words below.



picnic	helmet
dentist	pencil
window	cactus

Draw the **open syllable** words below.

siren	tulip
spiral	over
fever	human

©thisreadingmama.com

Level 2 Answer Keys

 **Read & Draw Syllables** 

Directions:
Read each word in the word bank.
Draw a picture of it on the closed syllable side if it's a closed syllable word. Draw a picture of it on the open syllable side if it's an open syllable word.

wagon silent cabin lizard bacon tiger
crazy robin writer camel super planet



Draw the **closed syllable** words below.

wagon	cabin
lizard	robin
camel	planet

Draw the **open syllable** words below.

silent	bacon
tiger	crazy
writer	super

©thisreadingmama.com

 **Read & Draw Syllables** 

Directions:
Read each word in the word bank.
Draw a picture of it on the closed syllable side if it's a closed syllable word. Draw a picture of it on the open syllable side if it's an open syllable word.

paper finish sofa palace flavor present
closet travel lazy even zero limit

Draw the **closed syllable** words below.

finish	palace
present	closet
travel	limit

Draw the **open syllable** words below.

paper	sofa
flavor	lazy
even	zero

©thisreadingmama.com