

Color the Chunk

e Word Families



These [Color the Chunk Short e Word Family Pages](#) are a great way to help beginning or struggling readers use word chunks to read words.


This pack includes 2 levels of word family work.

Level 1: pp. 3-9

Level 2: pp. 10-16

Find all our color the chunk phonics pages [HERE](#).

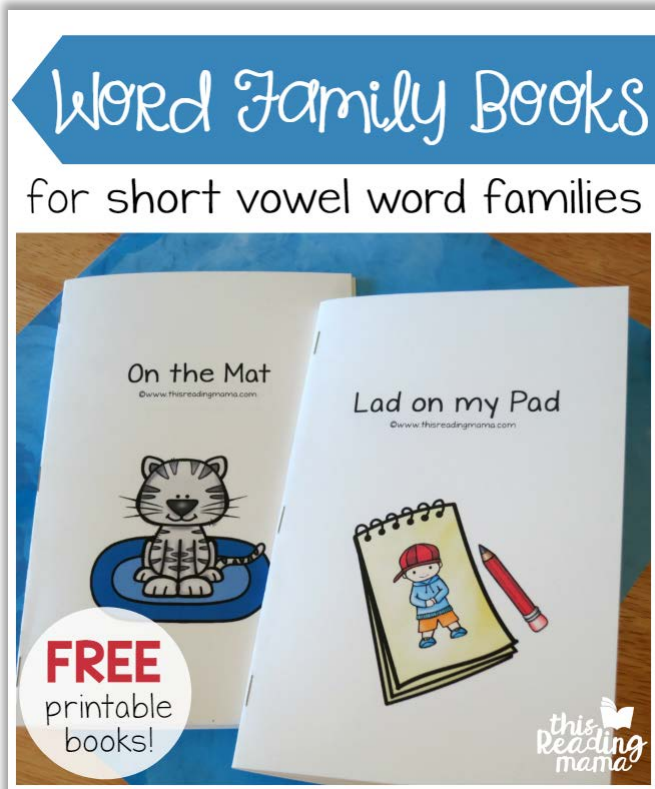
Clip art & fonts by:



Terms of Use: This printable pack was created for you to use at home with your child/students or with multiple children in *your* classroom or tutoring setting. Please **do not** share between classroom teachers, sell, host, reproduce, giveaway, or store on any other site (including a blog, Facebook, 4Shared, Dropbox, Amazon Inspire, etc.). Thank you!

You Might Also Like

Click on each image to see the resource!



Reading new words with **WORD FAMILIES**



Let's Connect!

Blog: www.thisreadingmama.com

Subscribe to my Newsletter: [HERE](#)

TpT: [/This-Reading-Mama](#)

Facebook: [/thisreadingmama](#)

Pinterest: [/thisreadingmama](#)

Twitter: [@thisreadingmama](#)

Email: becky@thisreadingmama.com


Color the Chunk

Level 1

1. Color the chunk.

2. Read the words.

Below the line, I've included challenge words that have blends or digraphs. Try them WITH your learners.



Color the Chunk

-et

Directions:

For each word, color in the **-et** word family chunk. Then use the word family to help you read the word aloud.

as in

jet



pet met vet

let set get

wet net yet

fret whet

Color the Chunk

-ed

Directions:

For each word, color in the **-ed** word family chunk. Then use the word family to help you read the word aloud.

as in
bed



red

fed

Ted

led

wed

Ned

fled

sled

shed

Color the Chunk

-en

Directions:

For each word, color in the **-en** word family chunk. Then use the word family to help you read the word aloud.

as in
ten

10

men

pen

den

hen

Ben

Jen

yen

Ken

when

then

Color the Chunk

-ell

Directions:

For each word, color in the **-ell** word family chunk. Then use the word family to help you read the word aloud.

as in
well



tell

sell

fell

bell

yell

jell

smell

spell

dwell

shell

Color the Chunk

-est

Directions:

For each word, color in the **-est** word family chunk. Then use the word family to help you read the word aloud.

as in
nest



test pest rest

vest west

zest jest best

chest quest

crest

Color the Chunk

-ent

Directions:

For each word, color in the **-ent** word family chunk. Then use the word family to help you read the word aloud.

as in
tent



bent vent sent

went dent

rent cent lent


spent scent

Color the Chunk

Level 2

1. Color the chunk.
2. Read the words.
3. Circle only the real words.

Below the line, I've included challenge words that have blends or digraphs. Try them WITH your learners.



Color the Chunk

-et

Directions:

For each word, color in the **-et** chunk. Use the word family to help you read each word. Circle only the real words.

as in

jet



get

ket

set

yet

met

pet

net

zet

het

vet

let

fet

fret

thet

glet

whet

Color the Chunk

-ed

Directions:

For each word, color in the **-ed** chunk. Use the word family to help you read each word. Circle only the real words.

as in
bed



red

Ted

ved

ged

led

wed

fed

zed

jed

shed

fled

gled

sped

thed

sled

Color the Chunk

-en

Directions:

For each word, color in the **-en** chunk. Use the word family to help you read each word. Circle only the real words.

as in
ten

10

hen nen den

yen ken

sen pen

Jen len Ben

then clen

tren when

Color the Chunk

-ell

Directions:

For each word, color in the **-ell** chunk. Use the word family to help you read each word. Circle only the real words.

as in
well



kell

bell

fell

sell

mell

yell

tell

cell

lell

shell

crell

smell

grell

spell

swell

Color the Chunk

-est

Directions:

For each word, color in the **-est** chunk. Use the word family to help you read each word. Circle only the real words.

as in
nest



rest best mest

west hest test

pest vest zest

slest crest

quest chest

Color the Chunk

-ent

Directions:

For each word, color in the **-ent** chunk. Use the word family to help you read each word. Circle only the real words.

as in
tent



dent zent vent

went sent rent

hent lent bent

spent then

prent scent