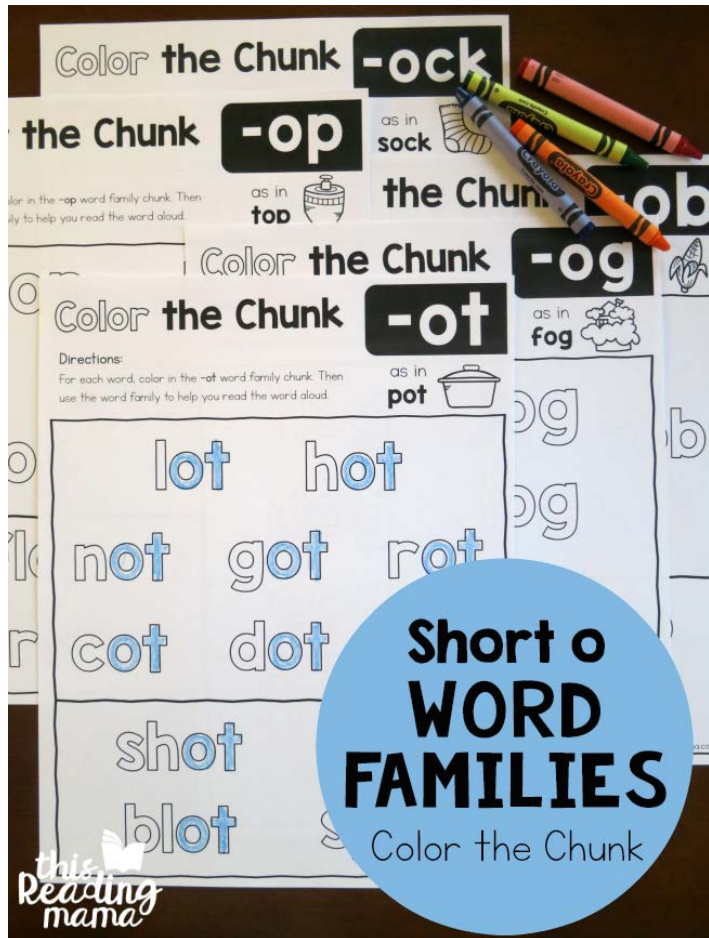


Color the Chunk

o Word Families



These [Color the Chunk Short o Word Family Pages](#) are a great way to help beginning or struggling readers use word family word to read words. This pack includes 2 levels of word family work.

Level 1: pp. 3-8

Level 2: pp. 9-14

Find all our color the chunk phonics pages [HERE](#).

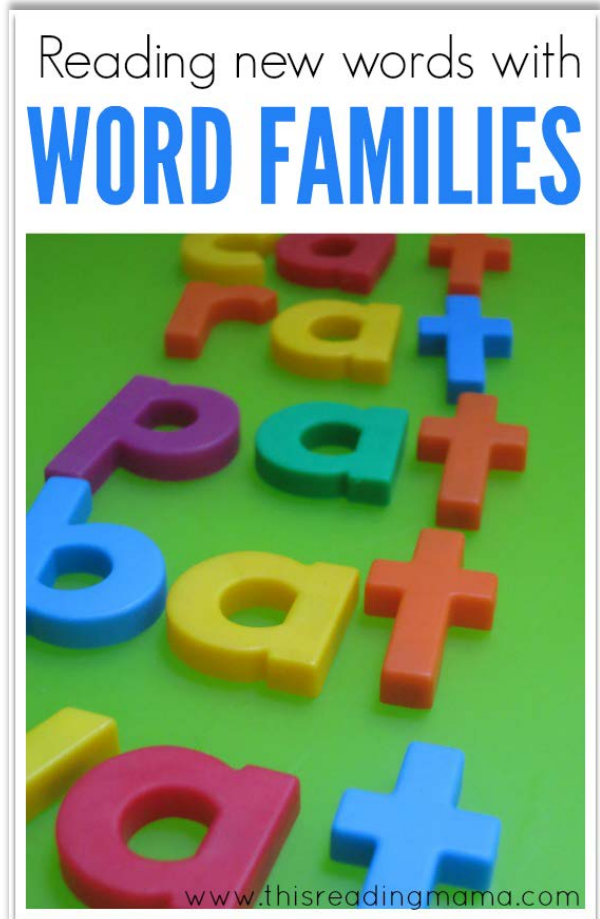
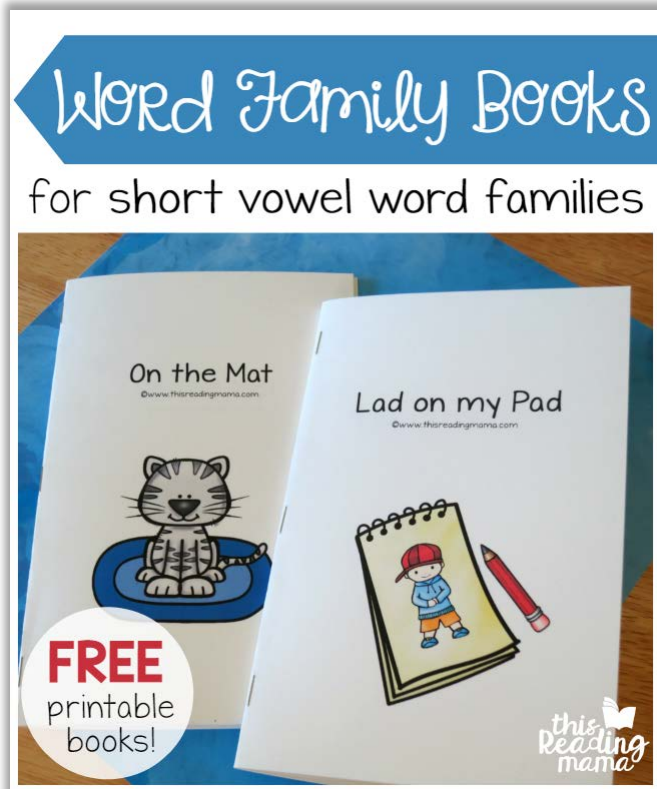
Clip art & fonts by:



Terms of Use: This printable pack was created for you to use at home with your child/students or with multiple children in *your* classroom or tutoring setting. Please *do not* share between classroom teachers, sell, host, reproduce, giveaway, or store on any other site (including a blog, Facebook, 4Shared, Dropbox, Amazon Inspire, etc.). Thank you!

You Might Also Like

Click on each image to see the resource!



Let's Connect!

Blog: www.thisreadingmama.com

Subscribe to my Newsletter: [HERE](#)

TpT: [/This-Reading-Mama](#)

Facebook: [/thisreadingmama](#)

Pinterest: [/thisreadingmama](#)

Twitter: [@thisreadingmama](#)


Email: becky@thisreadingmama.com

Color the Chunk

Level 1

1. Color the chunk.
2. Read the words.

Below the line, I've included challenge words that have blends or digraphs. Try them WITH your learners.



Color the Chunk

-ot

Directions:

For each word, color in the **-ot** word family chunk. Then use the word family to help you read the word aloud.

as in

pot



lot

hot

not

got

rot

cot

dot

jot

shot

trot

blot

spot

Color the Chunk

-og

Directions:

For each word, color in the -og word family chunk. Then use the word family to help you read the word aloud.

as in
fog



hog

jog

dog

log

cog

bog

frog

blog

clog

Color the Chunk

-op

Directions:

For each word, color in the **-op** word family chunk. Then use the word family to help you read the word aloud.

as in

top



mop

hop

bop

pop

cop

flop

stop

drop

chop

Color the Chunk

-ob

Directions:

For each word, color in the **-ob** word family chunk. Then use the word family to help you read the word aloud.

as in

cob



bob rob

lob gob sob

mob job

blob snob

glob

Color the Chunk

-ock

Directions:

For each word, color in the **-ock** word family chunk.
Then use the word family to help you read the word aloud.

as in
sock



dock tock

lock

mock rock

clock shock


block

Color the Chunk

Level 2

1. Color the chunk.
2. Read the words.
3. Circle only the real words*.

Below the line, I've included challenge words that have blends or digraphs. Try them WITH your learners.



Color the Chunk

-ot

Directions:

For each word, color in the **-ot** chunk. Use the word family to help you read each word. Circle only the real words.

as in

pot



zot

cot

got

hot

jot

not

dot

wot

lot

trot

prot

spot

shot

Color the Chunk

-og

Directions:

For each word, color in the **-og** chunk. Use the word family to help you read each word. Circle only the real words.

as in
fog



bog

gog

log

hog

zog

cog

yog

dog

jog

blog

clog

smog

frog

Color the Chunk

-op

Directions:

For each word, color in the **-op** chunk. Use the word family to help you read each word. Circle only the real words.

as in

top



gop

pop

bop

zop

mop

yop

hop

nop

cop

flop

stop

drop

chop

Color the Chunk

-ob

Directions:

For each word, color in the **-ob** chunk. Use the word family to help you read each word. Circle only the real words.

as in

cob



job

mob

lob

sob

rob

pob

gob

bob

fob

slob

shob

swob

blob

Color the Chunk

-ock

Directions:

For each word, color in the **-ock** chunk. Use the word family to help you read each word. Circle only the real words.

as in
sock



yock mock tock

rock wock

hock lock dock

block shock

stock drock