


Compound Word Snowmen

Compound Word Snowmen

Editable!



this Reading mama

Work on reading compound words with these cute snowmen puzzles. Just cut out the easy-cut puzzles and you're ready to go!


Extend the puzzle work by using one of the recording sheets.

Be sure to hop over to my blog post @ [This Reading Mama](#) to see different ways to differentiate with this activity!


Clip art & fonts by:



Terms of Use: This free printable pack was created for you to use at home with your child/student(s) or with multiple children in a classroom/tutoring setting. Please **do not** share this file between classrooms (encourage others to visit my blog to get their own copy). Please **do not** sell, host, reproduce, giveaway, or store on any other site (including a blog, Facebook, 4Shared, Dropbox, Amazon Inspire, etc.). Thank you!




©www.thisreadingmama.com




©www.thisreadingmama.com



©www.thisreadingmama.com




©www.thisreadingmama.com




©www.thisreadingmama.com




©www.thisreadingmama.com



©www.thisreadingmama.com



©www.thisreadingmama.com



©www.thisreadingmama.com




©www.thisreadingmama.com



©www.thisreadingmama.com



©www.thisreadingmama.com




www.thisreadingmama.com




www.thisreadingmama.com



www.thisreadingmama.com




www.thisreadingmama.com




www.thisreadingmama.com




www.thisreadingmama.com




www.thisreadingmama.com




www.thisreadingmama.com




©www.thisreadingmama.com



©www.thisreadingmama.com



©www.thisreadingmama.com



©www.thisreadingmama.com

Compound Word Snowmen Recording Sheet



Write the Whole Word

Write the First Word

Write the Second Word

Handwriting practice lines for the whole word, consisting of a solid top line, a dashed middle line, and a solid bottom line. There are five rows of these lines.

=

=

=

=

=

=

Handwriting practice lines for the first word, consisting of a solid top line, a dashed middle line, and a solid bottom line. There are five rows of these lines.

+

+

+

+

+

+

Handwriting practice lines for the second word, consisting of a solid top line, a dashed middle line, and a solid bottom line. There are five rows of these lines.

*Try It! How many words can you illustrate on the back?

2-Syllable Word Snowmen Recording Sheet



Write the Whole Word

Write the First Syllable

Write the Second Syllable

<hr/> <hr/> <hr/>	=	<hr/> <hr/> <hr/>	+	<hr/> <hr/> <hr/>
<hr/> <hr/> <hr/>	=	<hr/> <hr/> <hr/>	+	<hr/> <hr/> <hr/>
<hr/> <hr/> <hr/>	=	<hr/> <hr/> <hr/>	+	<hr/> <hr/> <hr/>
<hr/> <hr/> <hr/>	=	<hr/> <hr/> <hr/>	+	<hr/> <hr/> <hr/>
<hr/> <hr/> <hr/>	=	<hr/> <hr/> <hr/>	+	<hr/> <hr/> <hr/>
<hr/> <hr/> <hr/>	=	<hr/> <hr/> <hr/>	+	<hr/> <hr/> <hr/>
<hr/> <hr/> <hr/>	=	<hr/> <hr/> <hr/>	+	<hr/> <hr/> <hr/>
<hr/> <hr/> <hr/>	=	<hr/> <hr/> <hr/>	+	<hr/> <hr/> <hr/>

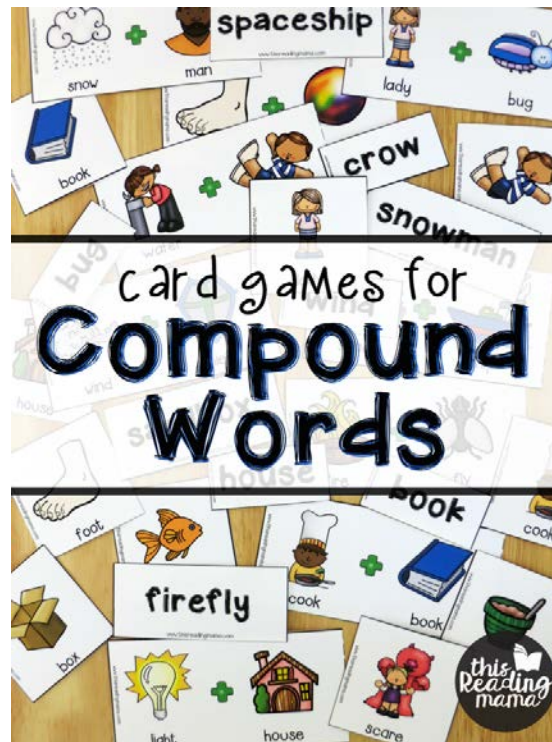

*Try It! How many words can you illustrate on the back?

You'll Also Like

(Click on images to find resources.)



6 Syllable Types Resource Pack



COMPOUND WORD Popsicle Puzzles



Let's Connect!

Blog: www.thisreadingmama.com

Subscribe to my Newsletter: [HERE](#)

TpT: [/This-Reading-Mama](#)

Facebook: [/thisreadingmama](#)

Pinterest: [/thisreadingmama](#)

Twitter: [@thisreadingmama](#)


Email: becky@thisreadingmama.com

How to Edit your Snowmen

Did you know you that you can use these puzzles for MORE than compound words? Use them for ANY kind of two-syllable word. Check out our [syllable types post](#) for more two-syllable word ideas!


In order to type into the editable fields, follow these steps:

1. Open the PDF document with the most recent version of Adobe Reader. An older version may work just fine for you. But if you are having trouble, it might be that you need the most recent version.
2. To use the same font in this printable, go to [Teachers Pay Teachers](#) and login. Download and install [KG Second Chances font](#) from Kimberly Geswein to your computer (free for personal use).
3. **Download and save this PDF to your computer. Use that file to make your edits.** If you try to edit before you download the file, you may not be able to see the editable fields.
4. Click on and type your words in the blue/gray boxes on each card. The fields maybe hard to see, but they are there! If you do not type words in the boxes, the puzzles will print blank. The words will auto-size for you.
5. Save your work or print the pages.



*Troubleshooting Ideas for Mac Users!

1. Make sure that you have the most current version of Adobe Reader. It's available [here](#).
2. Open your file finder and right click (or double click) on the file in your download folder.
3. Choose OPEN WITH -> ADOBE READER.
4. You may be prompted to choose Adobe Reader as your PDF reader in the future. To avoid problems in the future, click YES.



www.thisreadingmama.com




www.thisreadingmama.com



www.thisreadingmama.com



www.thisreadingmama.com



www.thisreadingmama.com




www.thisreadingmama.com



www.thisreadingmama.com




www.thisreadingmama.com



www.thisreadingmama.com




www.thisreadingmama.com



www.thisreadingmama.com




www.thisreadingmama.com



www.thisreadingmama.com




www.thisreadingmama.com



www.thisreadingmama.com



www.thisreadingmama.com



www.thisreadingmama.com



www.thisreadingmama.com



www.thisreadingmama.com



www.thisreadingmama.com