

# Diphthong Build & Write Worksheets



Grab these free, no prep build and write worksheets for spelling OU, OW, OI, OY, AU, and AW.

Each page focuses on just one diphthong. Be sure learners know what each picture represent before using it as independent work! See the picture key below.



Visit  
[This Reading Mama](http://www.thisreadingmama.com)  
for more!

## Picture Key:

OU page – cloud, count, couch, pout, house, south

OW page – crown, down, bow, clown, howl, crowd

OI page – boil, point, coin, oink, foil, hoist

OY page – boy, joy, coy, toy, enjoy, annoy

AU page – taunt, launch, author, sauce, pause, haunt

AW page – draw, crawl, yawn, straw, claw, saw

Clip art & fonts by:



Terms of Use: This printable pack was created for you to use at home with your child/students or with multiple children in *your* classroom or tutoring setting. Please *do not* share between classroom teachers, sell, host, reproduce, giveaway, or store on any other site (including a blog, Facebook, 4Shared, Dropbox, Amazon Inspire, etc.). Thank you!

# You May Also Like



## Let's Connect!

Blog: [www.thisreadingmama.com](http://www.thisreadingmama.com)

Subscribe to my Newsletter: [HERE](#)

TpT: [/This-Reading-Mama](#)






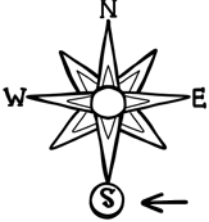
Facebook: [/thisreadingmama](#)

Pinterest: [/thisreadingmama](#)

Twitter: [@thisreadingmama](#)







Email: [becky@thisreadingmama.com](mailto:becky@thisreadingmama.com)

# Diphthong OU Build & Write

	Build		Write
			<hr/>
			<hr/>
			<hr/>
			<hr/>
			<hr/>
			<hr/>







t	cou	th	c	oud	ount
ouse	sou	cl	ch	h	pou

# Diphthong OW Build & Write

	Build		Write
			<hr/>
			<hr/>
			<hr/>
			<hr/>
			<hr/>
			<hr/>







cl	owl	ow	h	owd	own
<u>d</u>	own	cr	<u>b</u>	own	cr

# Diphthong OI Build & Write

	Build		Write
			_____
			_____
			_____
			_____
			_____
			_____







coi	l	<u>n</u>	foi	nk	st
nt	boi	oi	l	hoi	poi

# Diphthong OY Build & Write

	Build		Write
			<hr/>
			<hr/>
			<hr/>
			<hr/>
			<hr/>
			<hr/>







oy	j	<u>b</u>	en	c	noy
an	oy	joy	oy	oy	t

# Diphthong AU Build & Write

	Build		Write
			<hr/>
			<hr/>
			<hr/>
			<hr/>
			<hr/>

thor	ch	pau	sau	nt	laun
nt	ce	tau	hau	se	au

# Diphthong AW Build & Write

	Build		Write _____
			_____
			_____
			_____
			_____
			_____

aw	awl	s	aw	str	awn
aw	y	dr	cr	aw	cl