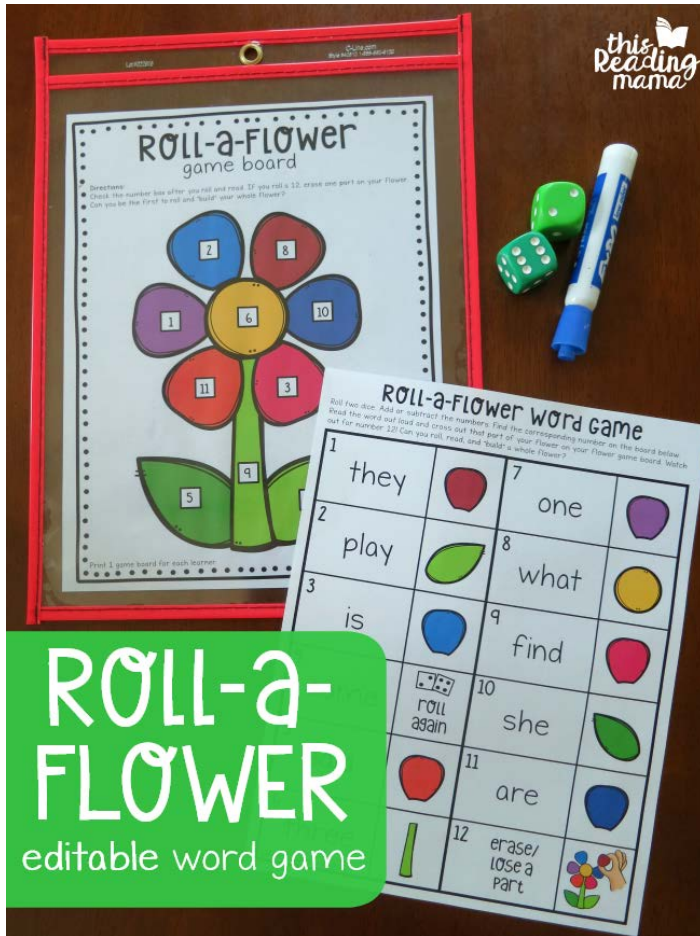


# ROLL-a-FLOWER

## game board



[www.thisreadingmama.com](http://www.thisreadingmama.com)

Roll a dice, add or subtract, read the word, then “grow” a flower!

This EASY PREP word game is a fun way to practice sight words or decoding phonics words with a spring theme! And because it's editable, you can differentiate the words for what your learners need!

For 2–4 players. Print one word page for players to share if they are working on the same words. Print one word per player if word lists are different.

Print one flower game board per person and slip into a plastic sleeve protector. Use a dry erase marker to “grow” and erase the flower.

Hop on over to my blog,  
[This Reading Mama](http://ThisReadingMama.com)  
to see it in action!

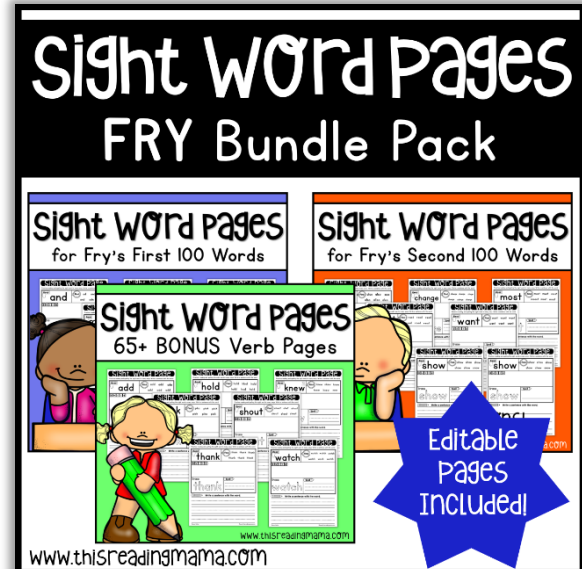
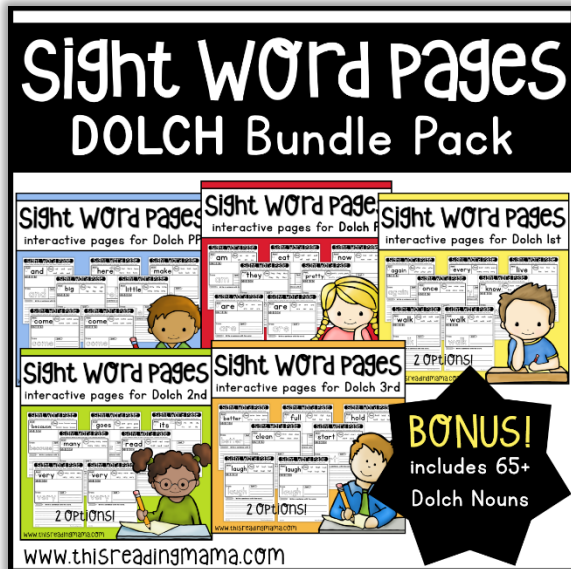
CLIP art & fonts by:



**Terms of Use:** This free printable pack was created for you to use at home with your child(ren)/students or with multiple children in a classroom/tutoring setting. Please **do not** share this file between classrooms (encourage others to visit my blog to get their own copy). Please **do not** sell, host, reproduce, giveaway, or store on any other site (including a blog, Facebook, 4Shared, Dropbox, Amazon Inspire, etc.). Thank you!

# YOU Might ALSO Like

Click on the images to find the resources.



## Let's Connect!

Blog: [www.thisreadingmama.com](http://www.thisreadingmama.com)

Subscribe to my Newsletter: [HERE](#)

TpT: [/This-Reading-Mama](#)

Facebook: [/thisreadingmama](#)

Pinterest: [/thisreadingmama](#)

Twitter: [@thisreadingmama](#)


Email: [becky@thisreadingmama.com](mailto:becky@thisreadingmama.com)

# ROLL-a-FLOWER

## game board

**Directions:**

- Check the number box after you roll and read. If you roll a 12, erase one part on your flower.
- Can you be the first to roll and "grow" your whole flower?



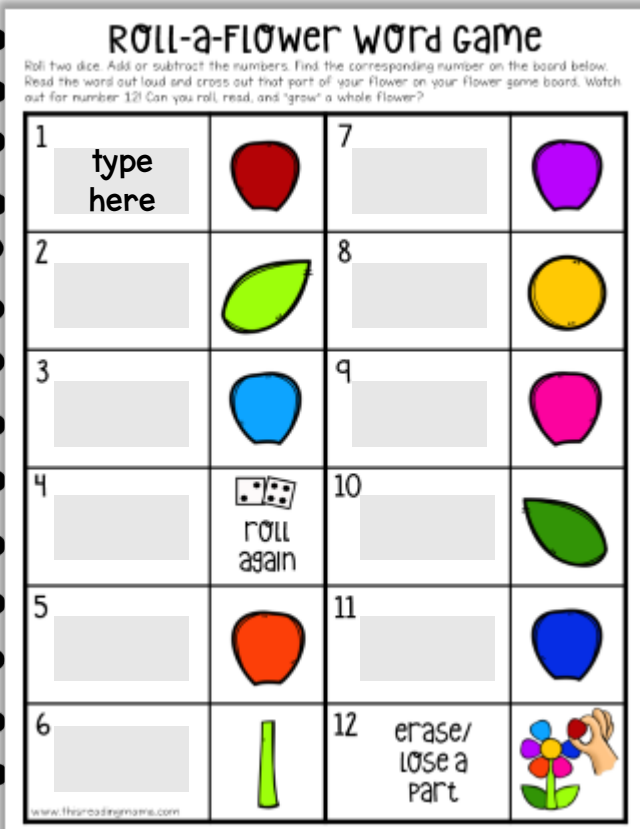


# HOW to Edit YOUR Gameboard

I've included 6 DIFFERENT editable word pages, in case you need to create different pages for your learners. If you only have one learner, you'll only need to edit and print one page.

In order to type into the editable fields, follow these steps:

1. Open the PDF document with the most recent version of Adobe Reader. An older version may work just fine for you. But if you are having trouble, it might be that you need the most recent version.
2. To use the same font as we did, go to [Teachers Pay Teachers](#) and login. Download and install [KG First Time in Forever](#) from Kimberly Geswein to your computer (free for personal use only).
3. Download and save this PDF to your computer. Use that file to make your edits. If you try to edit before you download the file, you may not be able to see the editable fields.
4. Click on and type your words in the blue/gray boxes. If you do not type words in the boxes, the pages will print blank.
5. The words will auto size for you.
6. Save your work or print the pages.



www.thisreadingmama.com













## \*Troubleshooting Ideas for Mac Users!

1. Make sure that you have the most current version of Adobe Reader. It's available [here](#).
2. Open your file finder and right click (or double click) on the file in your download folder.
3. Choose OPEN WITH -> ADOBE READER.
4. You may be prompted to choose Adobe Reader as your PDF reader in the future. To avoid problems in the future, click YES.

www.thisreadingmama.com













# ROLL-a-FLOWER Word Game

Roll two dice. Add or subtract the numbers. Find the corresponding number on the board below. Read the word out loud and cross out that part of your flower on your flower game board. Watch out for number 12! Can you roll, read, and "grow" a whole flower?

1		7	
2		8	
3		9	
4	 roll again	10	
5		11	
6		12 erase/ lose a part	













# ROLL-a-FLOWER Word Game

Roll two dice. Add or subtract the numbers. Find the corresponding number on the board below. Read the word out loud and cross out that part of your flower on your flower game board. Watch out for number 12! Can you roll, read, and "grow" a whole flower?

1		7	
2		8	
3		9	
4	 roll again	10	
5		11	
6		12 erase/ lose a part	













# ROLL-a-FLOWER Word Game

Roll two dice. Add or subtract the numbers. Find the corresponding number on the board below. Read the word out loud and cross out that part of your flower on your flower game board. Watch out for number 12! Can you roll, read, and "grow" a whole flower?

1		7	
2		8	
3		9	
4	 roll again	10	
5		11	
6		12 erase/ lose a part	

# ROLL-a-FLOWER Word Game













Roll two dice. Add or subtract the numbers. Find the corresponding number on the board below. Read the word out loud and cross out that part of your flower on your flower game board. Watch out for number 12! Can you roll, read, and "grow" a whole flower?

1		7	
2		8	
3		9	
4	 roll again	10	
5		11	
6		12 erase/ lose a part	














# ROLL-a-FLOWER Word Game

Roll two dice. Add or subtract the numbers. Find the corresponding number on the board below. Read the word out loud and cross out that part of your flower on your flower game board. Watch out for number 12! Can you roll, read, and "grow" a whole flower?

1		7	
2		8	
3		9	
4	 roll again	10	
5		11	
6		12 erase/ lose a part	

# ROLL-a-FLOWER Word Game

Roll two dice. Add or subtract the numbers. Find the corresponding number on the board below. Read the word out loud and cross out that part of your flower on your flower game board. Watch out for number 12! Can you roll, read, and "grow" a whole flower?

1		7	
2		8	
3		9	
4	 roll again	10	
5		11	
6		12 erase/ lose a part	