

Color the Chunk

Suffixes Worksheets



These [Color the Chunk for Suffixes pages](#) are a great way to help beginning or struggling readers to read words with suffixes.

Individual Practice: pp. 3-10

Mixed Practice: pp. 11-13

Find all our color the
chunk phonics pages
[HERE.](#)

Clip art & fonts by:



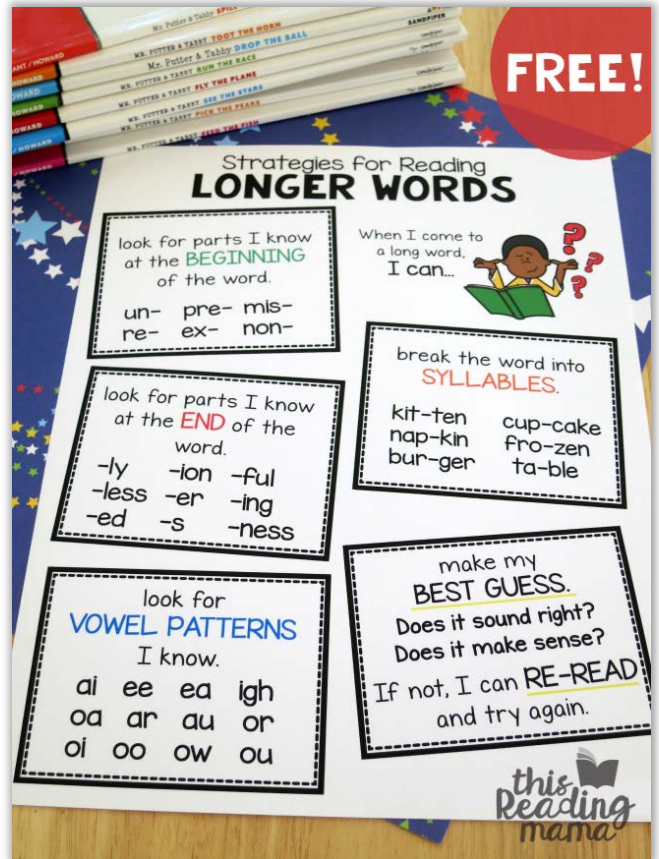

Terms of Use: This printable pack was created for you to use at home with your child/students or with multiple children in *your* classroom or tutoring setting. Please *do not* share between classroom teachers, sell, host, reproduce, giveaway, or store on any other site (including a blog, Facebook, 4Shared, Dropbox, Amazon Inspire, etc.). Thank you!

You Might Also Like

Click on each image to see the resource!

Elementary

spelling folder



Learning About PREFIXES & SUFFIXES

10+ Learning Activities Included!



Let's Connect!

Blog: www.thisreadingmama.com

Subscribe to my Newsletter: [HERE](#)

TpT: /This-Reading-Mama

Facebook: [/thisreadingmama](#)

Pinterest: [/thisreadingmama](#)

Twitter: [@thisreadingmama](#)

Email: becky@thisreadingmama.com

Color the Suffix

-y

Directions:

Color code the suffix -y in each word.

Use the chunk to help you read the words.

meaning:

made up of

sunny

bumpy

dusty

squirmy

fruity

soapy

foggy

rainy

wealthy

windy


squeaky

thirsty

skinny

cloudy

Color the Suffix



Directions:

Color code the suffix **-ly** in each word.

Use the chunk to help you read the words.

-ly turns adjectives
into adverbs

slowly

nicely

kindly

quietly

roughly

badly

sweetly

clearly

quickly

loudly

sadly

bravely

eagerly

smoothly

Color the Suffix



Directions:

Color code the suffix **-ily** in each word.

Use the chunk to help you read the words.

-ily turns adjectives
into adverbs

happily

easily

eerily

hungrily

heavily

luckily

greedily

merrily

lazily

noisily

sloppily

steadily

angrily

hastily

Color the Suffix

-er

Directions:

Color code the suffix **-er** in each word.

Use the chunk to help you read the words.

-er compares two things
or refers to a person

hotter

stronger

faster

teacher

painter

cooler

closer

swimmer

bigger

baker

weaker

braver

dancer

smaller

Color the Suffix

-est

Directions:

Color code the suffix **-est** in each word.

Use the chunk to help you read the words.

-est compares more than
two things to each other

calmest

weakest

darkest

saddest

hottest

closest

largest

kindest

clearest

safest

strongest

loudest

biggest

sharpest

Color the Suffix

-ness

Directions:

Color code the suffix **-ness** in each word.

Use the chunk to help you read the words.

-ness turns

adjectives into nouns

darkness thickness

illness cuteness

freshness goodness

shyness brightness

sickness weakness

madness fitness

kindness blindness

Color the Suffix

-less

Directions:

Color code the suffix **-less** in each word.

Use the chunk to help you read the words.

meaning:

without

homeless

painless

thankless

fearless

restless

wireless

helpless

careless

harmless

endless

countless

hopeless

worthless

useless

Color the Suffix

-ful

Directions:

Color code the suffix **-ful** in each word.

Use the chunk to help you read the words.

meaning:

full of or having

careful

truthful

restful

helpful

harmful

thankful

hopeful

useful

boastful

mindful

colorful

painful

joyful

faithful

Color the Suffix

Directions:

Color code the suffixes in the black box. Then use your color code to color the **suffix** in each word. Read the words out loud to someone.

On the back, write what you think each suffix means.

-y
-ly
-ily

silently

skinny

merrily

squirmy

squeaky

eagerly

easily

sadly

cloudy

greedily

proudly

wealthy

luckily

sweetly

On the back, write what each suffix means and how you know.

Color the Suffix

Directions:

Color code the suffixes in the black box. Then use your color code to color the **suffix** in each word. Read the words out loud to someone.

On the back, write what you think each suffix means.

-er
-est

warmer smoothest

closest

slower

braver

coldest

strongest

baker

painter

biggest

saddest

teacher

darkest

weaker

On the back, write what each suffix means and how you know.

Color the Suffix

Directions:

Color code the suffixes in the black box. Then use your color code to color the **suffix** in each word. Read the words out loud to someone.

On the back, write what you think each suffix means.

-ness
-less
-ful

kindness

helpless

careless

joyful

mindful

madness

fitness

fearless

painful

restful

endless

darkness

sickness

careful

On the back, write what each suffix means and how you know.