

# OVERSIZED PRINT

*letters for spelling*

## OVERSIZED

*letters for spelling*

*for*  
Print

a

z

a

z

*and*  
Slant



Use these fun oversized letter cards to have learners spell words in a **BIG** way!

p. 3-28 lowercase blackline letters

p. 29-35 red vowels including *w* and *y*

See ideas on how to use these and/or snag the slant oversized letter cards, too

@ <https://bit.ly/2Hh2vIE>

Fonts by:



**Terms of Use:** This printable pack was created for you to use at home with your child(ren)/student(s) or with multiple children in *your* classroom or tutoring setting. Please **do not** share between classroom teachers, sell, host, reproduce, giveaway, or store on any other site (including a blog, Facebook, 4Shared, Dropbox, Amazon Inspire, etc.). Thank you!

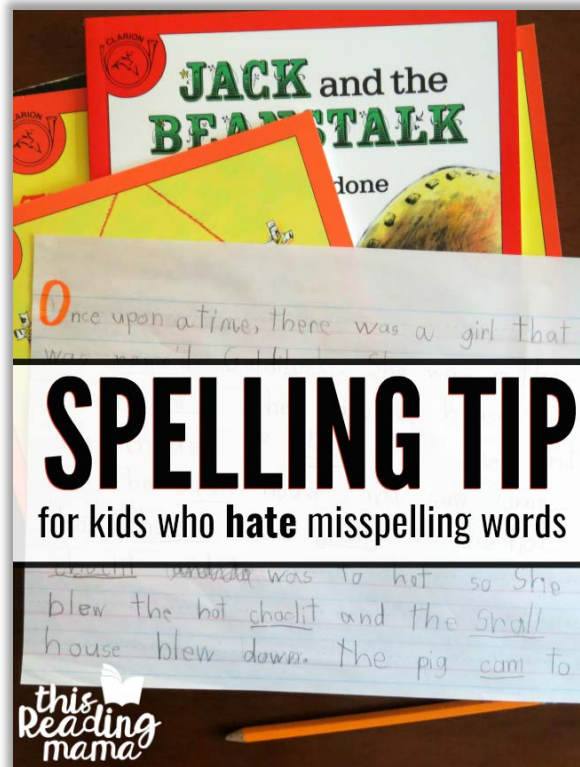
# You May Also Like:



50 hands-on SPELLING ACTIVITIES

Roll and Write Sight Words

www.thisreadingmama.com




JACK and the BEANSTALK

Once upon a time, there was a girl that

**SPELLING TIP**  
for kids who **hate** misspelling words

...and she was so hot so she blew the hot chocolate and the small house blew down. The pig came to

this Reading mama



Number Words

one	two	three	four	five
six	seven	eight	nine	ten
eleven	twelve	thirteen	fourteen	fifteen
sixteen	seventeen	eighteen	nineteen	twenty
thirty	forty	fifty	sixty	seventy
eighty	ninety	hundred	thousand	million

Color Words

bed

Phonics Sounds & Word Endings

My Sight Words

Spelling folder

this Reading mama

## Let's Connect!

Blog: [www.thisreadingmama.com](http://www.thisreadingmama.com)

Subscribe to my Newsletter: [HERE](#)

TpT: [/This-Reading-Mama](#)

Facebook: [/thisreadingmama](#)

Pinterest: [/thisreadingmama](#)

Twitter: [@thisreadingmama](#)



Email: [becky@thisreadingmama.com](mailto:becky@thisreadingmama.com)

a



a







C



C





e



e




f



f














h

h





A large, bold, black lowercase letter 'k' is centered in the upper half of the page. The letter has rounded ends and is positioned above a solid black horizontal line that spans the width of the letter.A large, bold, black lowercase letter 'k' is centered in the upper half of the page. The letter has rounded ends and is positioned above a solid black horizontal line that spans the width of the letter.



m

m



n







n











r



r





S



S






u







u















**z**



**z**



a



a





e



e









u



u





