

# OVERSIZED SLANT

letters for spelling

**OVERSIZED**  
letters for spelling

for Print

a z

a z

and Slant

this Reading mama

Use these fun oversized letter cards to have learners spell words in a **BIG** way!

p. 3-28 lowercase blackline letters

p. 29-35 red vowels including w and y

See ideas on how to use these and/or snag the slant oversized letter cards, too

@ <https://bit.ly/2Hh2vIE>

Fonts by:



**Terms of Use:** This printable pack was created for you to use at home with your child(ren)/student(s) or with multiple children in *your* classroom or tutoring setting. Please *do not* share between classroom teachers, sell, host, reproduce, giveaway, or store on any other site (including a blog, Facebook, 4Shared, Dropbox, Amazon Inspire, etc.). Thank you!

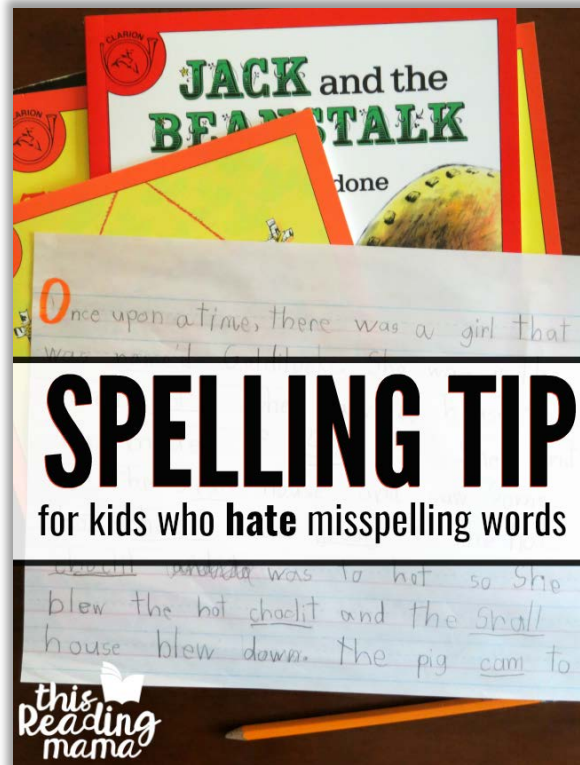
# You May Also Like:



50 hands-on SPELLING ACTIVITIES

Roll and Write Sight Words

www.thisreadingmama.com



JACK and the BEANSTALK


Once upon a time, there was a girl that

## SPELLING TIP

for kids who **hate** misspelling words

... was so hot so she blew the hot chocolate and the small house blew down. The pig came to

this Reading mama



Number Words

one	two	three	four	five
six	seven	eight	nine	ten
eleven	twelve	thirteen	fourteen	fifteen
sixteen	seventeen	eighteen	nineteen	twenty
thirty	forty	fifty	sixty	seventy
eighty	ninety	hundred	thousand	million

Color Words

bed

Phonics Sounds & Word Endings

My Sight Words

Spelling folder

this Reading mama

## Let's Connect!

Blog: [www.thisreadingmama.com](http://www.thisreadingmama.com)

Subscribe to my Newsletter: [HERE](#)

TpT: [/This-Reading-Mama](#)

Facebook: [/thisreadingmama](#)

Pinterest: [/thisreadingmama](#)

Twitter: [@thisreadingmama](#)

Email: [becky@thisreadingmama.com](mailto:becky@thisreadingmama.com)

*a*

---

*a*

---

*b*



*b*



C



C



*d*

---

*d*

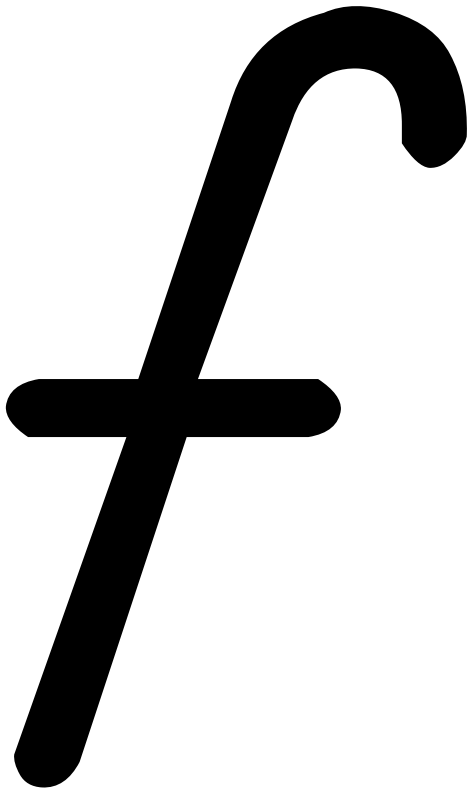
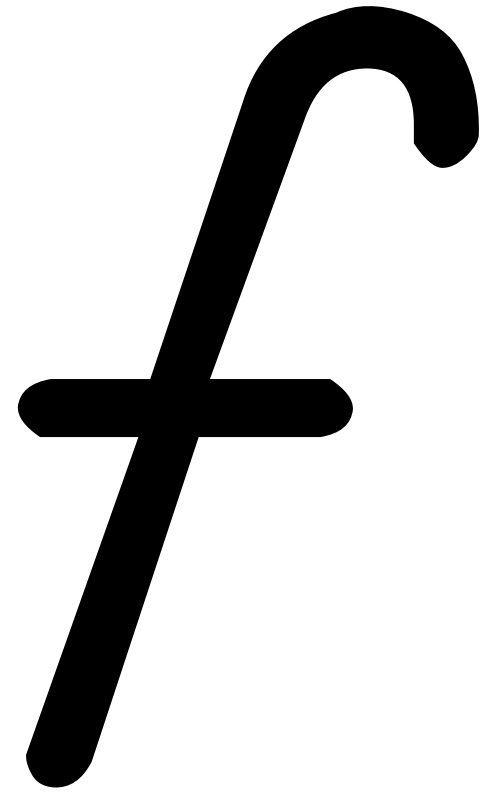
---

e

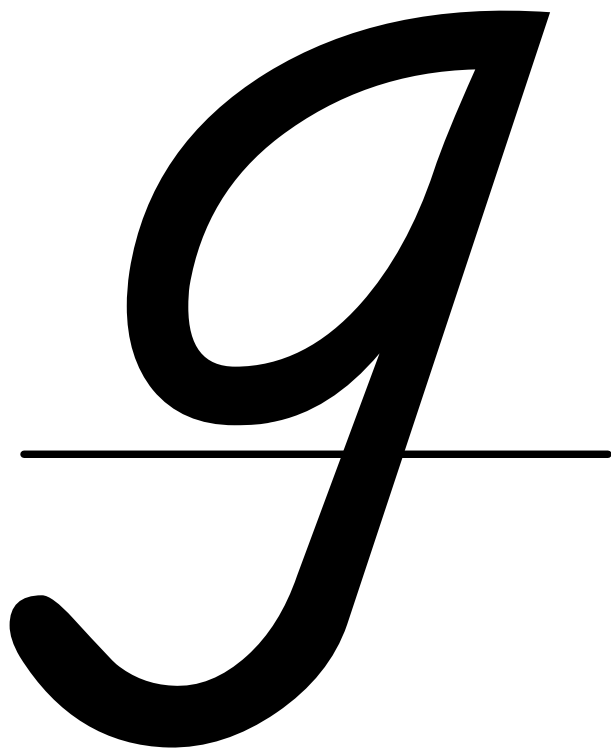
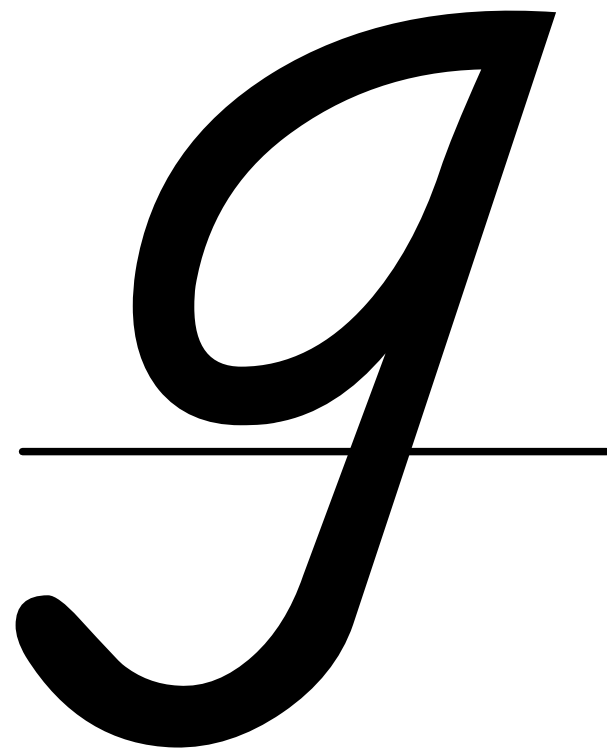


e



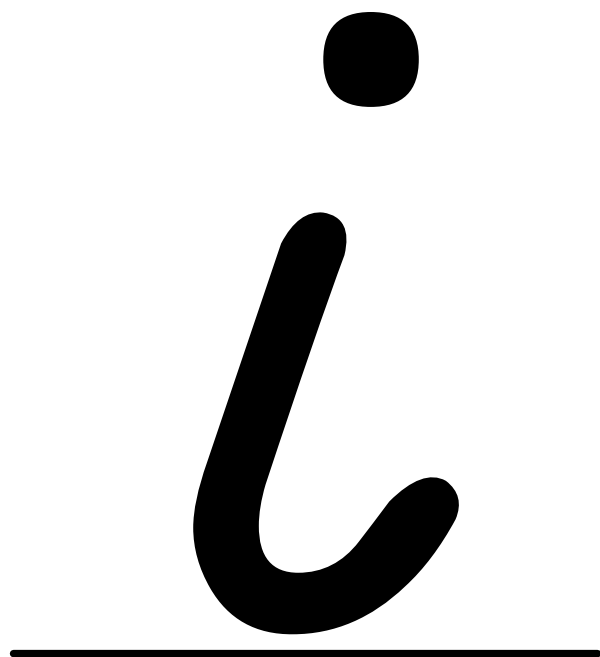
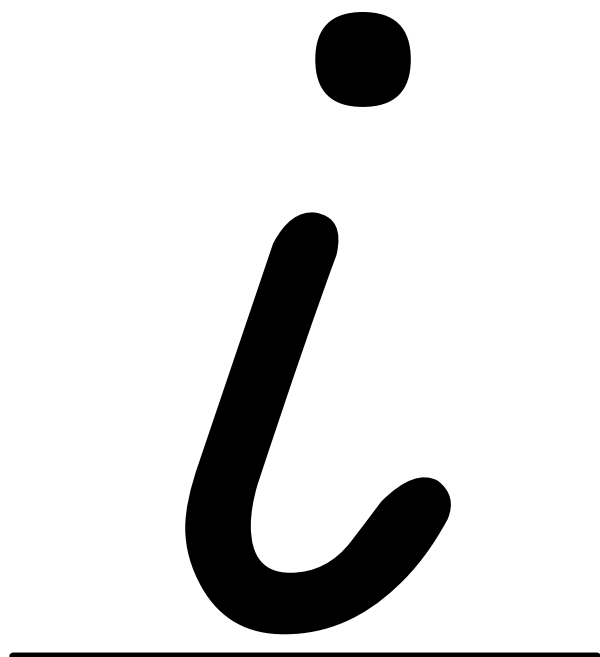
A large, bold, black cursive lowercase letter 'f' is centered on the page. The letter starts with a thick vertical stroke that curves at the top into a hook. A horizontal crossbar is positioned in the middle. Below the letter is a solid horizontal line.A large, bold, black cursive lowercase letter 'f' is centered on the page. The letter starts with a thick vertical stroke that curves at the top into a hook. A horizontal crossbar is positioned in the middle. Below the letter is a solid horizontal line.

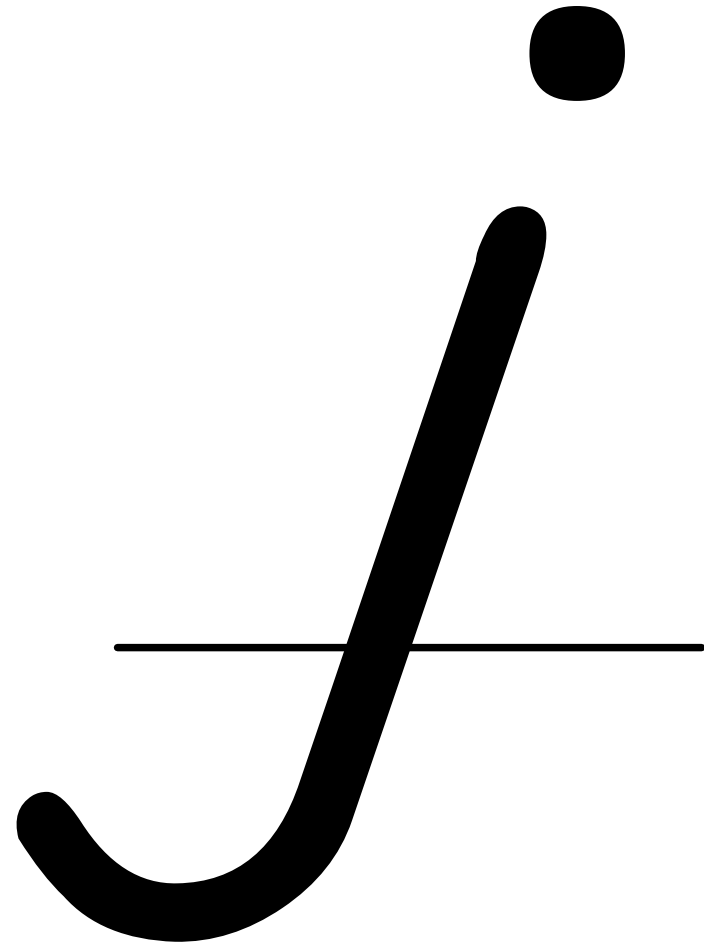



A large, bold, black cursive letter 'g' is centered on the page. A horizontal black line is drawn across the middle of the letter, serving as a baseline for writing practice. The letter has a rounded top and a tail that curves to the left.A large, bold, black cursive letter 'g' is centered on the page. A horizontal black line is drawn across the middle of the letter, serving as a baseline for writing practice. The letter has a rounded top and a tail that curves to the left.

h

h







k



k





*m*

---

*m*

---



*n*

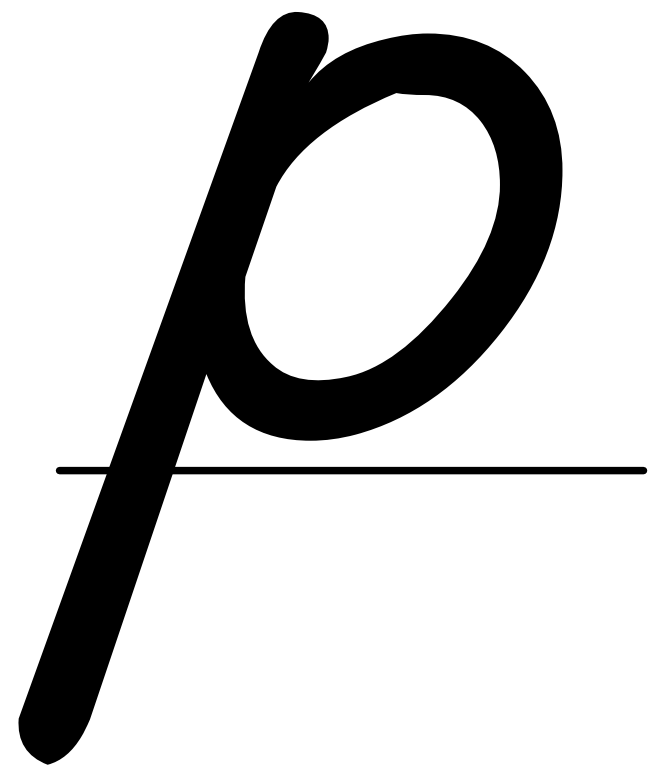
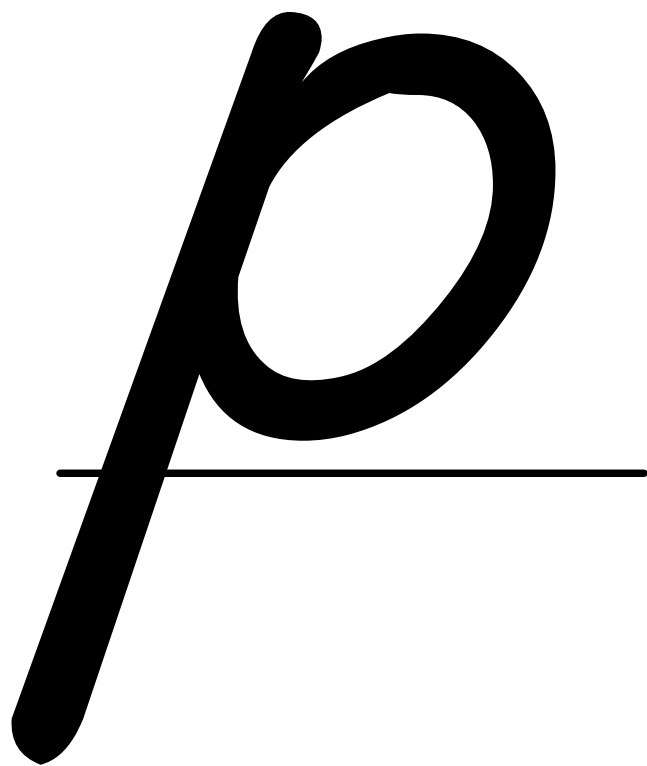
---

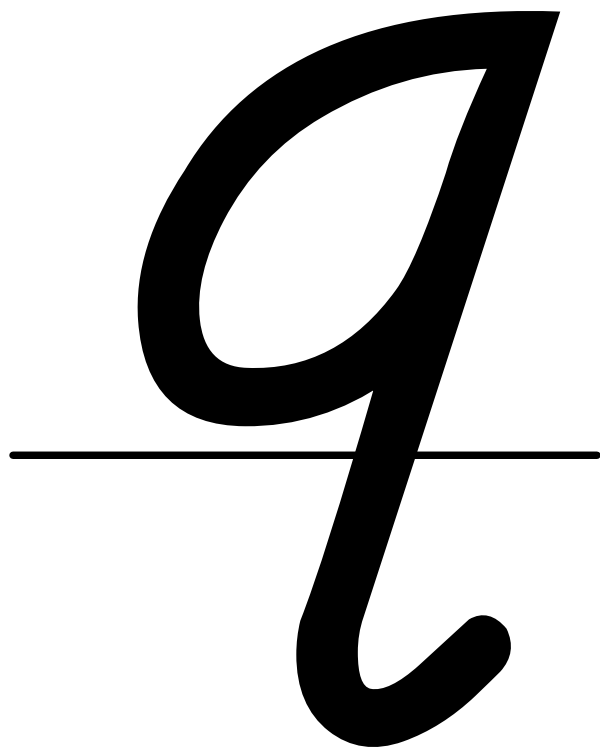
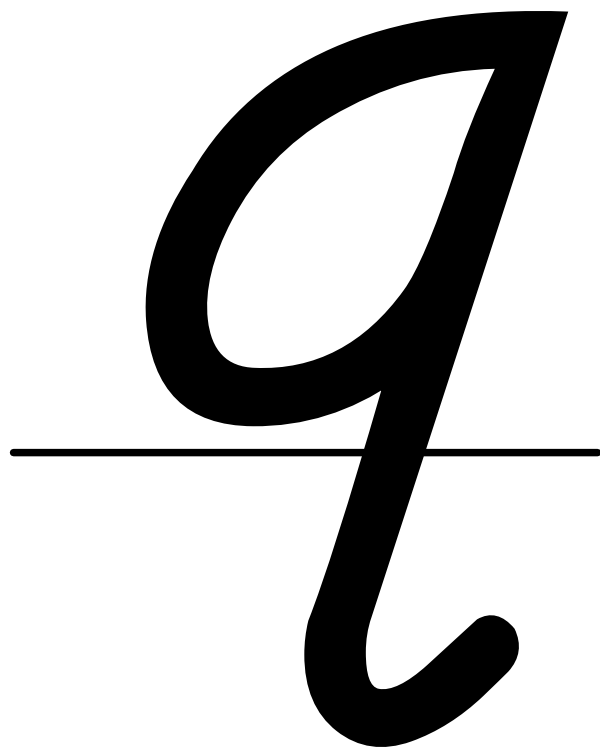
*n*



---







A large, black, cursive lowercase letter 'g' is centered on a horizontal line. The letter has a thick, rounded top that curves to the left, then descends to the right, crossing the horizontal line, and finally curves back to the left at the bottom.A large, black, cursive lowercase letter 'g' is centered on a horizontal line. The letter has a thick, rounded top that curves to the left, then descends to the right, crossing the horizontal line, and finally curves back to the left at the bottom.



S



S



t





t



u



u

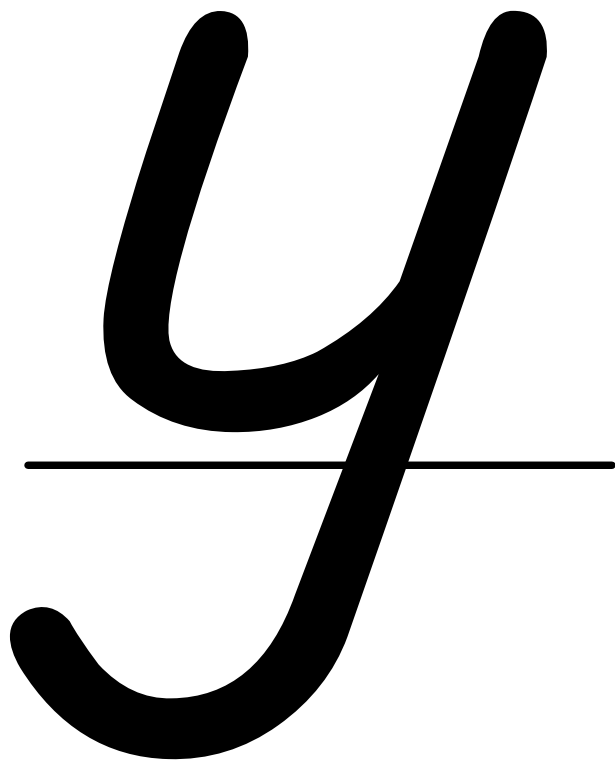
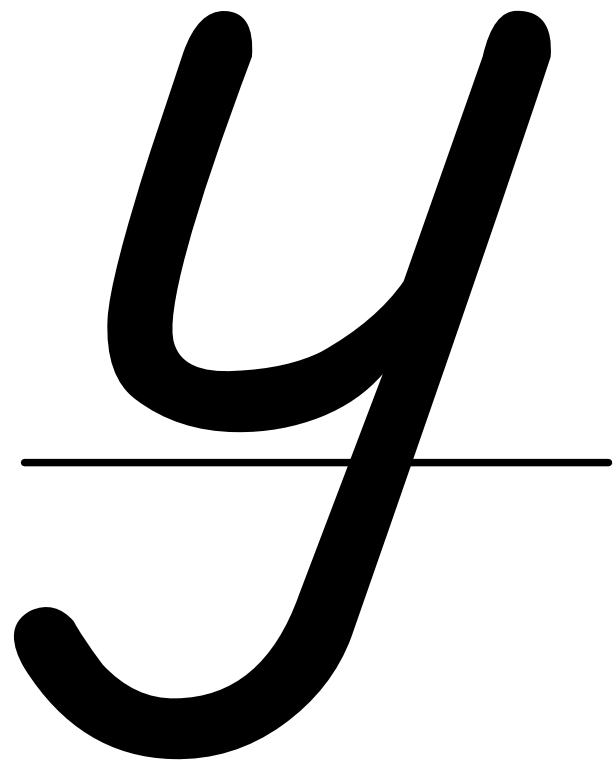




u u

u u

A large, bold, black lowercase letter 'x' is centered on a horizontal baseline. The letter is formed by two thick, rounded strokes that cross each other in the middle. The top-left stroke goes from the top-left towards the center, and the top-right stroke goes from the top-right towards the center. The bottom-left stroke goes from the center towards the bottom-left, and the bottom-right stroke goes from the center towards the bottom-right, ending in a slight curve.A large, bold, black lowercase letter 'x' is centered on a horizontal baseline. The letter is formed by two thick, rounded strokes that cross each other in the middle. The top-left stroke goes from the top-left towards the center, and the top-right stroke goes from the top-right towards the center. The bottom-left stroke goes from the center towards the bottom-left, and the bottom-right stroke goes from the center towards the bottom-right, ending in a slight curve.

A large, bold, black cursive lowercase letter 'y' is centered on the page. A thin horizontal line is drawn across the middle of the letter, serving as a guide for its height. The letter has a smooth, rounded top and a tail that curves to the left.A large, bold, black cursive lowercase letter 'y' is centered on the page. A thin horizontal line is drawn across the middle of the letter, serving as a guide for its height. The letter has a smooth, rounded top and a tail that curves to the left.

z

z

*a*

---

*a*



---



e



e









u u

---

u u

---

www

---

www

---

