

OVERSIZED PRINT UPPERCASE CARDS



Use these fun oversized letter cards to have learners spell words in a **BIG** way!

pp. 3-28 lowercase blackline letters

pp. 29-33 red vowels

pp. 34-39 BONUS! - punctuation marks

Get ideas on how to use these and/or snag the slant oversized letter cards, too


@ <https://wp.me/p6SdkS-gD2>

Fonts by:



Terms of Use: This printable pack was created for you to use at home with your child(ren)/student(s) or with multiple children in *your* classroom or tutoring setting. Please *do not* share between classroom teachers, sell, host, reproduce, giveaway, or store on any other site (including a blog, Facebook, 4Shared, Dropbox, Amazon Inspire, etc.). Thank you!

You May Also Like:



OVERSIZED
letters for spelling

for Print **a** **z**

a **z** and Slant

OVERSIZED
digraph cards

for CONSONANTS **sh** **sh**

ai **ai** and VOWELS

Let's Connect!

Blog: www.thisreadingmama.com

Subscribe to my Newsletter: [HERE](#)

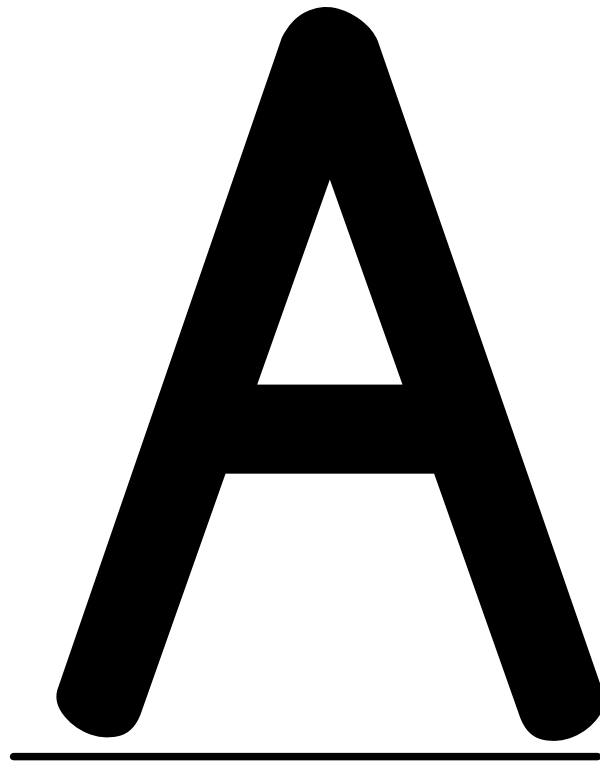
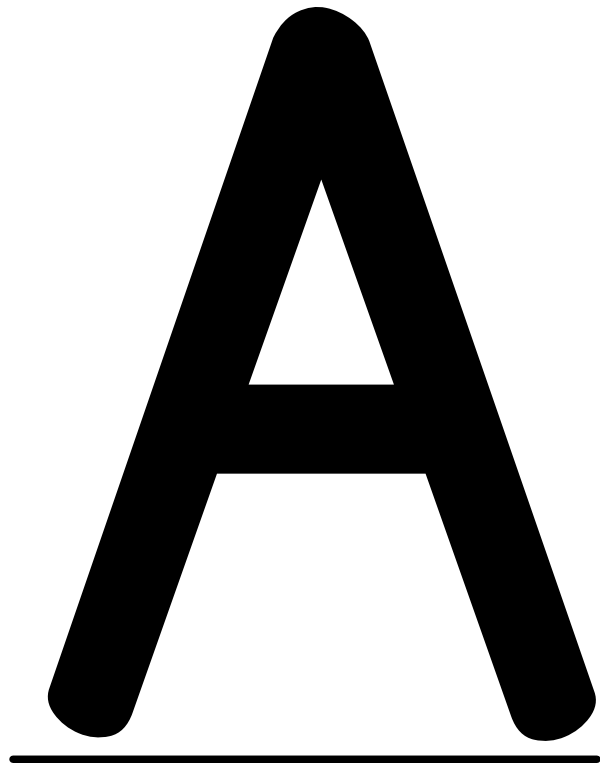
TpT: [/This-Reading-Mama](#)

Facebook: [/thisreadingmama](#)

Pinterest: [/thisreadingmama](#)

Twitter: [@thisreadingmama](#)

Email: becky@thisreadingmama.com



B



B





C



C





E

E

F



F





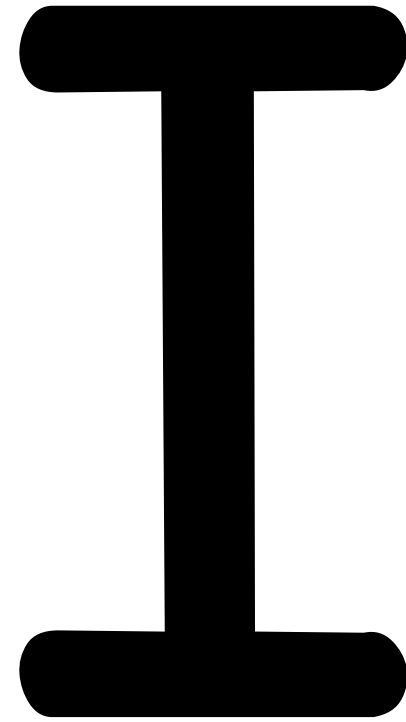
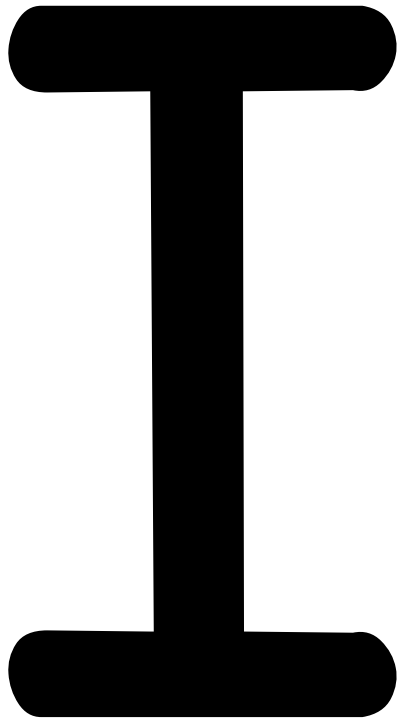
G



G





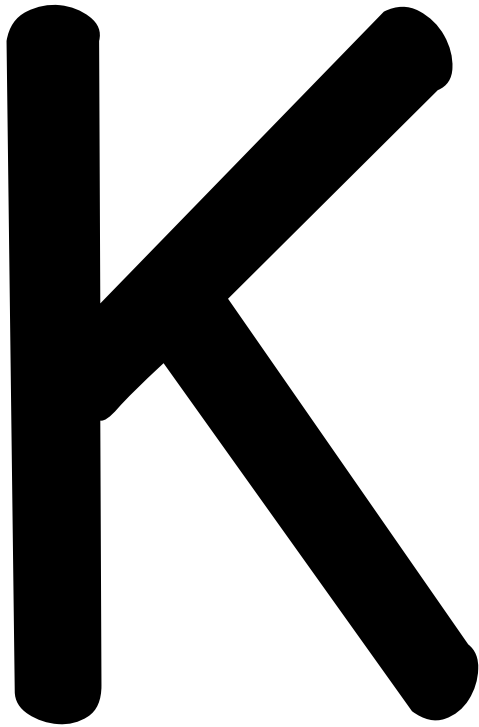
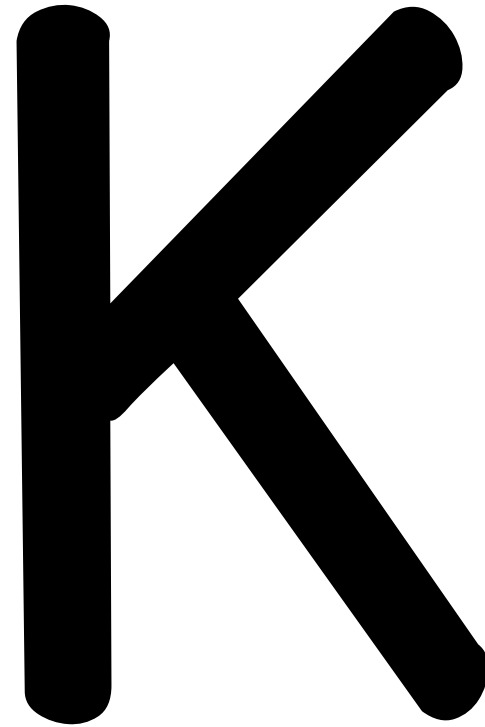



J



J



A large, bold, black uppercase letter 'K' is centered on the page. The letter is composed of three thick, rounded strokes: a vertical stem on the left, a diagonal stroke extending from the top of the stem to the upper right, and another diagonal stroke extending from the junction of the stem and the first diagonal stroke down to the bottom right. Below the letter is a thin horizontal line.A large, bold, black uppercase letter 'K' is centered on the page. The letter is composed of three thick, rounded strokes: a vertical stem on the left, a diagonal stroke extending from the top of the stem to the upper right, and another diagonal stroke extending from the junction of the stem and the first diagonal stroke down to the bottom right. Below the letter is a thin horizontal line.





M

M

N

N





P



P






R




R





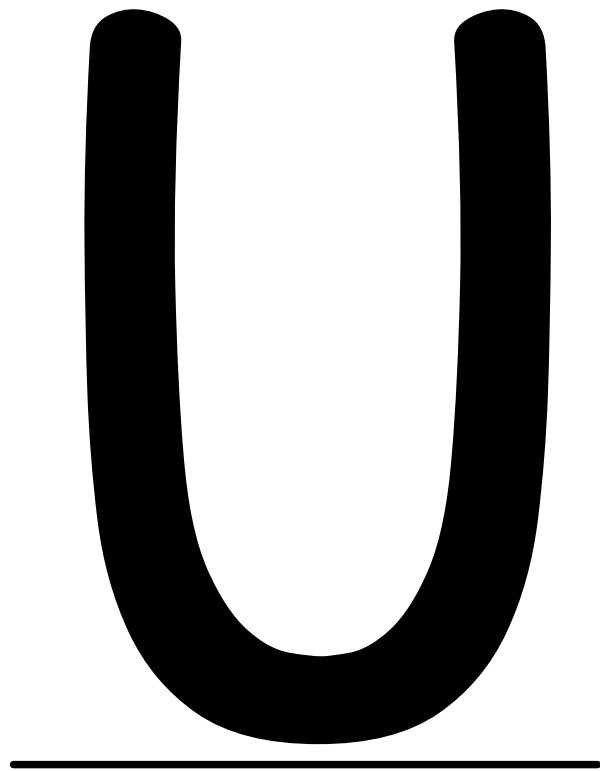
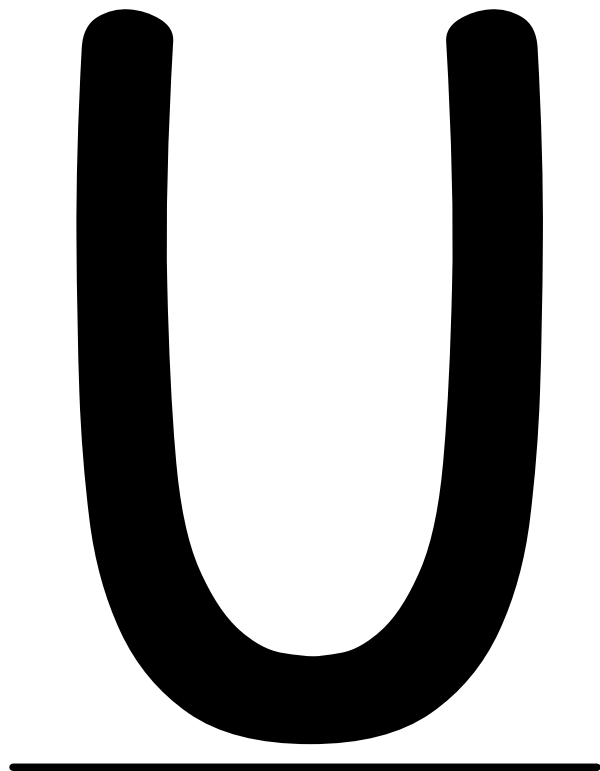


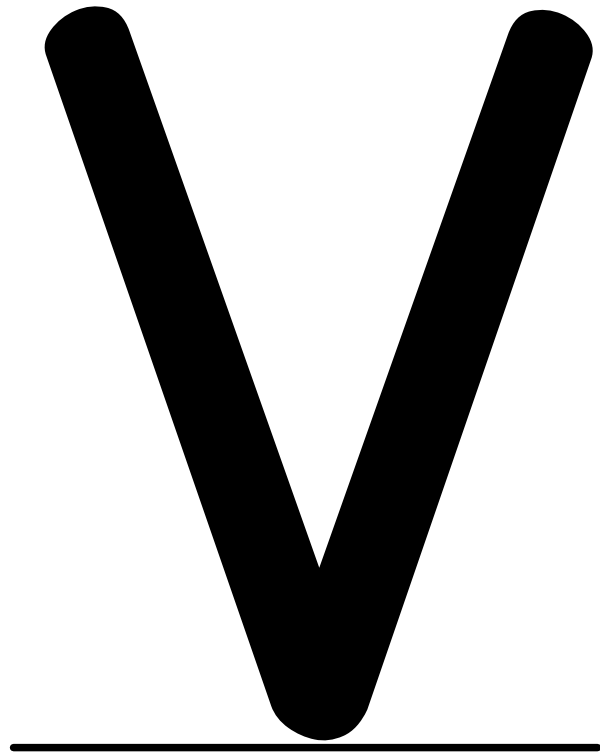

A large, bold, black uppercase letter 'S' is centered in the left panel. The letter is thick and has a smooth, rounded shape. Below the letter is a solid black horizontal line that spans the width of the letter.







A large, bold, black uppercase letter 'S' is centered in the right panel. The letter is thick and has a smooth, rounded shape. Below the letter is a solid black horizontal line that spans the width of the letter.













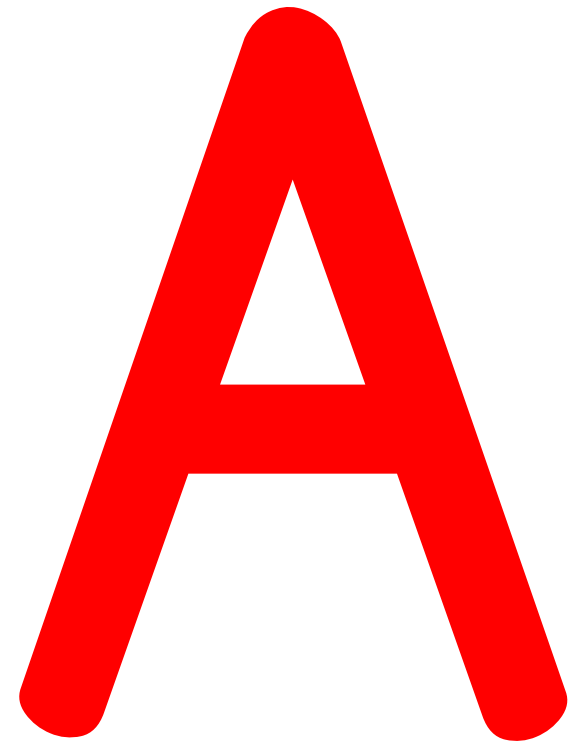
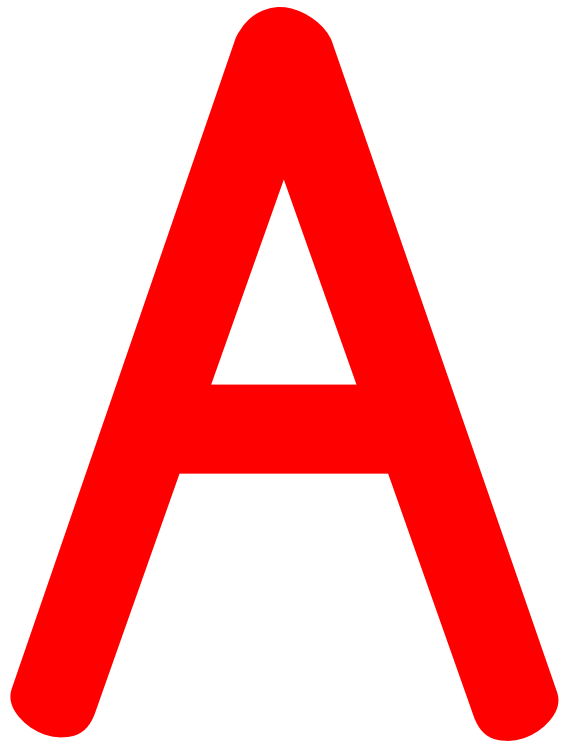


Z



Z





E



E



