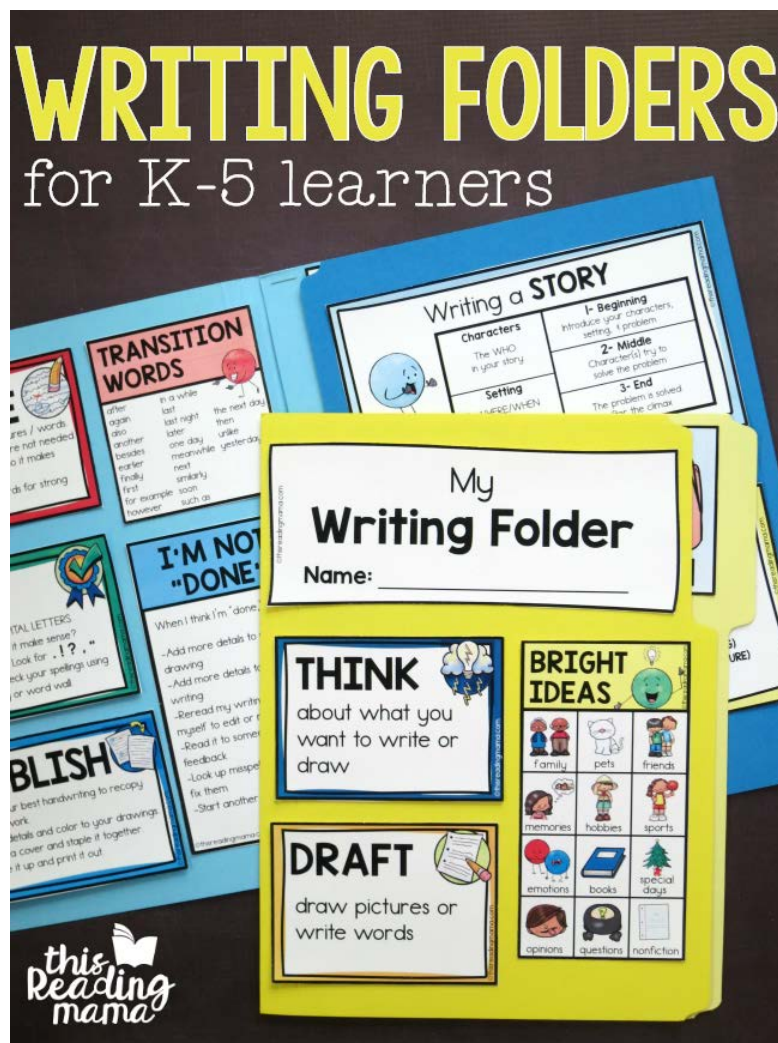


# THANK YOU

for subscribing!

This freebie is for subscribers ONLY. Please encourage others to subscribe to my newsletter to get a copy for themselves. You do not have permission to share this PDF with others. Thank you for your honesty!

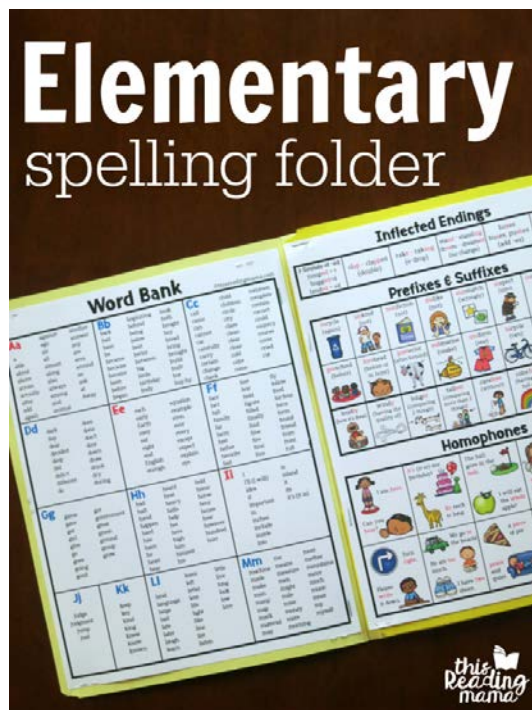

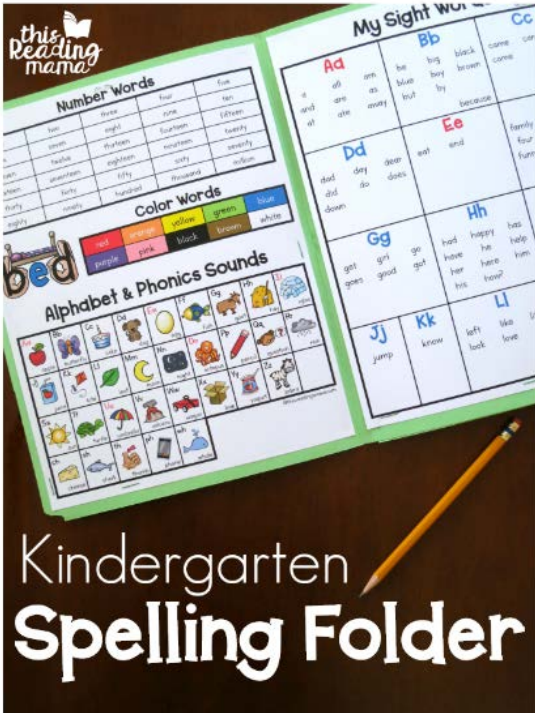
SEE OUR FOLDERS [HERE](#).



Terms of Use: This printable pack was created for you to use at home with your child(ren) or with multiple learners in a SINGLE classroom/ tutoring setting. Please do not share this PDF with others, sell, host, reproduce, giveaway, or store on any other site (including a blog, Facebook, 4Shared, Dropbox, Amazon Inspire, etc.). Thank you!

# You might want to also include **SPELLING FOLDER RESOURCES**

Find them all in our [subscriber library](#).  
See our examples by clicking on each image.



My  
**Writing Folder**

**Name:** \_\_\_\_\_

My  
**Writing Folder**

**Name:** \_\_\_\_\_

My  
**Writing Folder**

**Name:** \_\_\_\_\_

~COLOR~  
**WRITING  
RESOURCES**

# WRITING RESOURCES

for YOUNGER writers

Cut apart printables and arrange  
in folders any way you'd like.

~See our example [HERE](#).~

# THINK



about what you  
want to write or  
draw

©thisreadingmama.com

# BRIGHT IDEAS



©thisreadingmama.com



family



pets



friends




memories



hobbies



sports



emotions



books



special  
days



opinions



questions



nonfiction

©thisreadingmama.com

# DRAFT



draw pictures or  
write words

©thisreadingmama.com

# REVISE



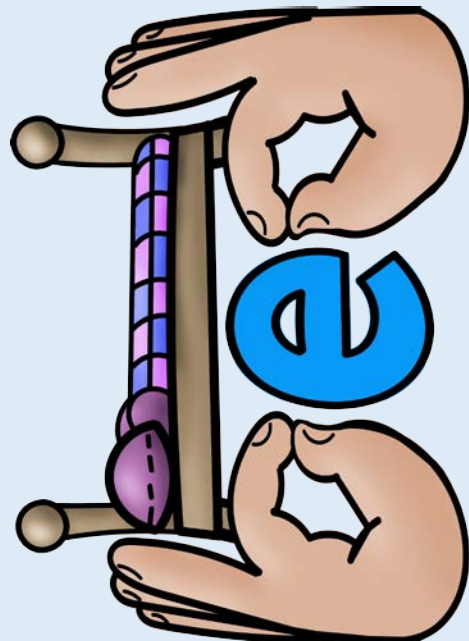
**A** – ADD more to your picture  
or words

**R** – REMOVE extra words

**M** – MOVE words

**S** – SWAP out words

©thisreadingmama.com



Dd

Bb

©thisreadingmama.com

# EDIT



- C** – CAPITAL Letters
- U** – UNDERSTANDING – Does it make sense?
- P** – PUNCTUATION – . ! ?
- S** – SPELLINGS

©thisreadingmama.com


# I'M NOT "DONE"

©thisreadingmama.com



add details to my drawing

add details to my writing



Reread, does it make sense?

read it to a buddy



fix my spellings

start a new piece of writing



©thisreadingmama.com

# PUBLISH



Make your writing the BEST it can be!

# G.U.M. SPELLING

©thisreadingmama.com




**G** – Make your best GUESS

**U** – Lightly UNDERLINE the word

**M** – MOVE ON – keep writing

# SENTENCE TYPES



## TELLING ( . )

Sentences that tell something  
Example:  
I like cheese pizza.

## QUESTION ( ? )

Sentences that ask a question  
Example:  
Do you like pizza?

©thisreadingmama.com

## EXCLAMATION ( ! )

Sentences spoken with strong emotions  
Example:  
It's a lovely cheese pizza!

## COMMAND ( ! or . )

Sentences that tell someone to do something  
Example:  
Eat that pizza on your plate.

# S-T-R-E-T-C-H a sentence

The kids played.


The loud kids played. **(WHAT KIND)**

The loud kids played in the yard. **(WHERE)**

The loud kids played in the yard after lunch. **(WHEN)**

The loud kids played in the yard after lunch because it had stopped raining. **(WHY or HOW.)**

©thisreadingmama.com







# HANDWRITING HELP

©thisreadingmama.com

Aa Bb Cc Dd Ee Ff

Gg Hh Ii Jj Kk Ll


Mm Nn Oo Pp Qq Rr

Ss Tt Uu Vv Ww Xx

Yy Zz 0 1 2 3

4 5 6 7 8 9 10

## Writing a **PARAGRAPH**



**TOPIC** sentence – introduce your topic

**DETAIL #1** – give **THREE** details

**DETAIL #2** to support

**DETAIL #3** your topic

**CLOSING** sentence – close out your topic




# HANDWRITING HELP

©thisreadingmama.com

Aa Bb Cc Dd Ee Ff  
 Gg Hh Ii Jj Kk Ll  
 Mm Nn Oo Pp Qq Rr  
 Ss Tt Uu Vv Ww Xx  
 Yy Zz 0 1 2 3 4  
 5 6 7 8 9 10

## Writing a **STORY**



**Characters** tell WHO



**Setting** tells WHERE  
WHEN



**1**

**Beginning**

**2**

**Middle**

**3**

**End**

**PURPOSE**

- to entertain
- stories can be based on real-life events or totally made up

# Writing a **FRIENDLY LETTER**

Dear Grandma, (**GREETING**)

March 1, 2020

(**HEADING**)

(**BODY**) Thank you for my birthday money. I used it to buy a new scooter. I had grown too big for my old scooter. My new scooter is green with orange stripes. I think you'd like it. I can't wait to see you soon!

Love, (**CLOSING**)

Becky (**SIGNATURE**)



## **PURPOSE**

- thank you
- get well
- special day
- I miss you
- persuade

## Paragraph Option 2:

# Writing a **PARAGRAPH**

**TOPIC** sentence – introduce your topic

**DETAIL # 1** – support your topic

**DETAIL # 2** – support your topic

**DETAIL # 3** – support your topic

**CLOSING** sentence – close out your topic




## **PURPOSE**

- to inform
- to explain
- to convince

# Use Your YET Power

©thisreadingmama.com

Writing has  
many hard parts.



Being a good writer takes YET power!

# WRITING RESOURCES

for OLDER writers

Cut apart printables and arrange  
in folders any way you'd like.

~See our example [HERE](#).~


# THINK



- Think before you write.
- What will you write about?
- What kind of writing will you do?
- How will you organize your writing?
- Tell someone your ideas.
- Make a list or use a graphic organizer.

©thisreadingmama.com

# BRIGHT IDEAS



## I Can Write About...

- my pet(s)
- my family
- my friends
- special days and holidays
- a favorite memory
- a favorite hobby
- a favorite book
- a time I had a strong emotions
- things I wonder about
- something I'm an expert in
- something in my imagination
- my opinion
- something I observe
- a favorite nonfiction topic
- a topic I don't know about (Gather information first.)

©thisreadingmama.com

# DRAFT



- Get your ideas down on paper. It DOES NOT need to be perfect!
- Don't know how to spell a word? Guess, Underline, and Move on. (GUM)
- Cross out mistakes and keep writing.
- Make sure you can read your writing.

©thisreadingmama.com

# REREREAD & REVISE



- A** – Add detail to your pictures / words.
- R** – Remove words that are not needed.
- M** – Move words around so it makes sense.
- S** – Swap out weak words for strong words.

©thisreadingmama.com

# TRANSITION WORDS



after	in a while	
again	last	
also	last night	the next day
another	later	then
besides	one day	unlike
earlier	meanwhile	yesterday
finally	next	
first	similarly	
for example	soon	
however	such as	

©thisreadingmama.com

# REREAD & EDIT




- C** – Check for CAPITAL LETTERS.
- U** – Usage – Does it make sense?
- P** – Punctuation – Look for . ! ? , “
- S** – Spelling – Check your spellings using a dictionary or word wall.

©thisreadingmama.com

# I'M NOT "DONE"

When I think I'm "done," I can...

- Add more details to my drawing
- Add more details to my writing
- Reread my writing out loud to myself to edit or revise
- Read it to someone to get feedback
- Look up misspelled words and fix them
- Start another piece



©thisreadingmama.com

# PUBLISH



- Use your best handwriting to recopy your work.
- Add details and color to your drawings.
- Add a cover and staple it together.
- Type it up and print it out.

©thisreadingmama.com

# G.U.M. SPELLING



**G** – Make your best GUESS

Spell the word to the best of your ability.

**U** – Lightly UNDERLINE the word


If you think the word is misspelled, underline it.

**M** – MOVE ON and keep writing

You can come back to fix it later.


©thisreadingmama.com

# PARTS of SPEECH



©thisreadingmama.com

<b>NOUN</b> a person, place, thing, animal, or idea	<b>ARTICLE</b> <u>a</u> truck <u>an</u> orange <u>the</u> cat	<b>VERB</b> an action word ( <u>jump</u> ) or a state of being ( <u>am</u> )
<b>PRONOUN</b> a word that takes the place of a noun	<b>ADJECTIVE</b> a word that tells more about a noun	<b>ADVERB</b> a word that tells more about a verb, adjective, or other adverb
<b>PREPOSITION</b> a word that shows a relationship with another word ( <u>in</u> the mailbox)	<b>INTERJECTION</b> a word or short phrase thrown into a sentence Wow! Hey! Oh!	<b>CONJUNCTION</b> words that connect words, phrases, or sentences (this <u>or</u> that)



## INTERESTING...

<b>+ ADJECTIVES</b> Instead of... The kitten slept. Try... The <u>tiny</u> , <u>gray</u> kitten slept.	<b>+ ADVERBS</b> Instead of... She stared at me. Try... She <u>angrily</u> stared at me.	<b>PRECISE NOUNS</b> Instead of... The <u>flower</u> is blooming. Try... The <u>rose</u> is blooming.
<b>VIVID VERBS</b> Instead of... He <u>ran</u> into the house. Try... He <u>bolted</u> into the house.	<b>ACTIVE VOICE</b> Instead of... My work is finished. Try... <u>I finished</u> my work.	<b>SENTENCE LENGTH</b> Use both short and long sentences.  ©thisreadingmama.com



# SENTENCE TYPES



©thisreadingmama.com

## DECLARATIVE ( . )

Purpose: to tell something

Example: I ate pizza for dinner.

## INTERROGATIVE ( ? )

Purpose: to ask a question

Example: Do you like pizza?

## EXCLAMATORY ( ! )

Purpose: to express strong emotions

Example: We get to eat pizza tonight!

## IMPERATIVE ( ! or . )

Purpose: to give a command

Example: Pass me some pizza.



# SENTENCE STRUCTURES

©thisreadingmama.com

## FRAGMENT

An incomplete thought

Example: Ate all the pizza.

## RUN-ON

Two complete sentences joined without punctuation or a conjunction

Example: Jill ate pizza Jack ate pizza.

## SIMPLE Sentence

Has a subject and predicate that express a complete thought

Example: Jill ate all the pizza.

## COMPOUND Sentence

Two complete sentences joined with a coordinating conjunction (FANBOYS)

Example: I like pepperoni pizza, but I don't like mushroom pizza.

## COMPLEX Sentence

Two clauses (one complete and one incomplete) joined with a subordinating conjunction (examples: *because, after, so that, if, while, unless, etc.*)

Example: We ate pizza because we were hungry.

(We ate pizza – complete) / because we were hungry. (incomplete)



# HANDWRITING HELP

©thisreadingmama.com

Aa Bb Cc Dd Ee Ff

Gg Hh Ii Jj Kk

Ll Mm Nn Oo Pp

Qq Rr Ss Tt Uu

Vv Ww Xx Yy Zz

## Writing a **FRIENDLY LETTER**

Dear Grandma, **(GREETING)**

January 1, 2020

**(HEADING)**

**(BODY)**

Thank you for my birthday money. I used it to buy a new scooter. I had grown too big for my old scooter. My new scooter is green with orange stripes. I think you'd like it. I can't wait to see you soon!

Love, **(CLOSING)**


Becky **(SIGNATURE)**

**PURPOSE**

- thank you
- get well
- special day
- I miss you
- persuade

©thisreadingmama.com

# Writing a **STORY**



**PURPOSE**

-to entertain  
-stories can be based on real-life events or totally made up

**Characters**

The WHO in your story

**Setting**

WHERE/WHEN the story takes place

**1- Beginning**

Introduce your characters, setting, & problem

**2- Middle**

Character(s) try to solve the problem

**3- End**

The problem is solved after the climax

# Writing **EXPOSITORY TEXT**

**Description / List**

describe or list information about a topic




**Problem / Solution**

introduce a problem and tell ways the problem could be solved



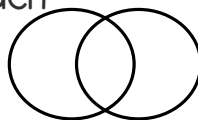
**Cause / Effect**

write about an event and the effects that happened because of it



**Compare / Contrast**

write about how two things are the same and different by comparing them to each other



**Time Order / Sequence**

write your information in a specific order so it makes sense




**PURPOSE**

-to inform  
-to explain  
-to convince



# Add **TEXT FEATURES**



## **PURPOSE**

-help your reader better understand your main idea

### **Headings & Subheadings**

help your reader know what your writing is about

### **Illustrations & Graphics**

help your reader SEE what you're writing about

### **Captions & Labels**

help your reader understand your illustrations

### **Special Print**

underline, *slant*, CAPITALIZE, or bold important words

### **Table of Contents**


help your reader find information in your writing

### **Maps**

help your reader see where something is located

# Use Your **YET** Power

Writing has many hard parts.



Being a good writer takes **YET** power!

~BLACKLINE~  
**WRITING  
RESOURCES**


# WRITING RESOURCES

for YOUNGER writers

Cut apart printables and arrange  
in folders any way you'd like.

~See our example [HERE](#).~


# THINK




about what you  
want to write or  
draw

©thisreadingmama.com

# BRIGHT IDEAS



©thisreadingmama.com



family



pets



friends



memories



hobbies



sports



emotions



books



special  
days



opinions



questions



nonfiction


# DRAFT



draw pictures or  
write words

©thisreadingmama.com

# REVISE



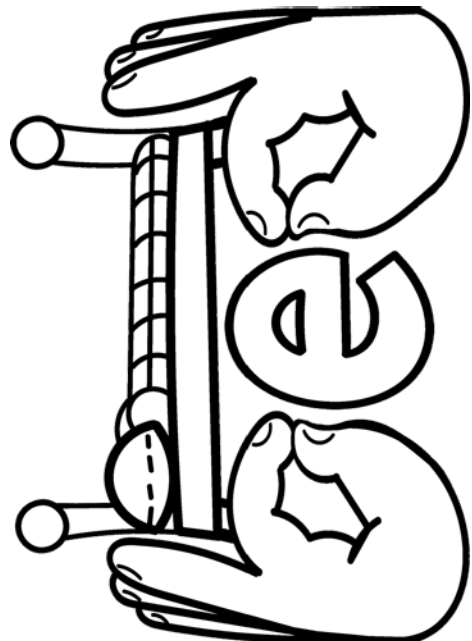
**A** – ADD more to your picture  
or words

**R** – REMOVE extra words

**M** – MOVE words

**S** – SWAP out words

©thisreadingmama.com



Dd

Bb

©thisreadingmama.com

# EDIT



- C** – CAPITAL Letters
- U** – UNDERSTANDING – Does it make sense?
- P** – PUNCTUATION – . ! ?
- S** – SPELLINGS

©thisreadingmama.com

# I'M NOT "DONE"

©thisreadingmama.com



add details to my drawing

add details to my writing



Reread, does it make sense?

read it to a buddy




fix my spellings

start a new piece of writing



©thisreadingmama.com

# PUBLISH



Make your writing the BEST it can be!

©thisreadingmama.com

# G.U.M. SPELLING

©thisreadingmama.com




**G** – Make your best GUESS

**U** – Lightly UNDERLINE the word

**M** – MOVE ON – keep writing



# SENTENCE TYPES



## TELLING ( . )

Sentences that tell something  
Example:  
I like cheese pizza.

## QUESTION ( ? )

Sentences that ask a question  
Example:  
Do you like pizza?

©thisreadingmama.com

## EXCLAMATION ( ! )

Sentences spoken with strong emotions  
Example:  
It's a lovely cheese pizza!

## COMMAND ( ! or . )

Sentences that tell someone to do something  
Example:  
Eat that pizza on your plate.

# S-T-R-E-T-C-H a sentence

The kids played.


The loud kids played. **(WHAT KIND)**

The loud kids played in the yard. **(WHERE)**

The loud kids played in the yard after lunch. **(WHEN)**

The loud kids played in the yard after lunch because it had stopped raining. **(WHY or HOW.)**

©thisreadingmama.com



# HANDWRITING HELP

©thisreadingmama.com

Aa Bb Cc Dd Ee Ff

Gg Hh Ii Jj Kk Ll


Mm Nn Oo Pp Qq Rr

Ss Tt Uu Vv Ww Xx

Yy Zz 0 1 2 3

4 5 6 7 8 9 10

## Writing a **PARAGRAPH**



**TOPIC** sentence – introduce your topic

**DETAIL #1** – give **THREE** details

**DETAIL #2** to support

**DETAIL #3** your topic

**CLOSING** sentence – close out your topic



# HANDWRITING HELP

©thisreadingmama.com

Aa Bb Cc Dd Ee Ff  
Gg Hh Ii Jj Kk Ll  
Mm Nn Oo Pp Qq Rr  
Ss Tt Uu Vv Ww Xx  
Yy Zz 0 1 2 3 4  
5 6 7 8 9 10

## Writing a **STORY**



**Characters** tell WHO



1

**Beginning**

**Setting** tells WHERE  
WHEN



2

**Middle**

3

**End**

**PURPOSE**

-to entertain  
-stories can be  
based on real-life  
events or totally  
made up

# Writing a **FRIENDLY LETTER**

Dear Grandma, (**GREETING**)

March 1, 2020  
(**HEADING**)

(**BODY**) Thank you for my birthday money. I used it to buy a new scooter. I had grown too big for my old scooter. My new scooter is green with orange stripes. I think you'd like it. I can't wait to see you soon!



## **PURPOSE**

- thank you
- get well
- special day
- I miss you
- persuade

Love, (**CLOSING**)  
Becky (**SIGNATURE**)

## Paragraph Option 2:

# Writing a **PARAGRAPH**

**TOPIC** sentence – introduce your topic

**DETAIL # 1** – support your topic

**DETAIL # 2** – support your topic

**DETAIL # 3** – support your topic

**CLOSING** sentence – close out your topic



## **PURPOSE**

- to inform
- to explain
- to convince

# Use Your **YET** Power

©thisreadingmama.com

Writing has  
many hard parts.



Being a good writer takes **YET** power!

# WRITING RESOURCES

for OLDER writers

Cut apart printables and arrange  
in folders any way you'd like.

~See our example [HERE](#).~


# THINK



- Think before you write.
- What will you write about?
- What kind of writing will you do?
- How will you organize your writing?
- Tell someone your ideas.
- Make a list or use a graphic organizer.

©thisreadingmama.com

# BRIGHT IDEAS



## I Can Write About...

- my pet(s)
- my family
- my friends
- special days and holidays
- a favorite memory
- a favorite hobby
- a favorite book
- a time I had a strong emotions
- things I wonder about
- something I'm an expert in
- something in my imagination
- my opinion
- something I observe
- a favorite nonfiction topic
- a topic I don't know about  
(Gather information first.)

©thisreadingmama.com


# DRAFT



- Get your ideas down on paper. It DOES NOT need to be perfect!
- Don't know how to spell a word?  
Guess, Underline, and Move on. (GUM)
- Cross out mistakes and keep writing.
- Make sure you can read your writing.

©thisreadingmama.com

# TRANSITION WORDS



after	in a while	
again	last	
also	last night	the next day
another	later	then
besides	one day	unlike
earlier	meanwhile	yesterday
finally	next	
first	similarly	
for example	soon	
however	such as	

©thisreadingmama.com

# REREREAD & REVISE



- A** – Add detail to your pictures / words.
- R** – Remove words that are not needed.
- M** – Move words around so it makes sense.
- S** – Swap out weak words for strong words.

©thisreadingmama.com

# REREAD & EDIT



- C** – Check for CAPITAL LETTERS.
- U** – Usage – Does it make sense?
- P** – Punctuation – Look for . ! ? , “
- S** – Spelling – Check your spellings using a dictionary or word wall.

©thisreadingmama.com

# I'M NOT “DONE”

When I think I'm “done,” I can...

- Add more details to my drawing
- Add more details to my writing
- Reread my writing out loud to myself to edit or revise
- Read it to someone to get feedback
- Look up misspelled words and fix them
- Start another piece



©thisreadingmama.com

# PUBLISH



- Use your best handwriting to recopy your work.
- Add details and color to your drawings.
- Add a cover and staple it together.
- Type it up and print it out.


©thisreadingmama.com

# G.U.M. SPELLING

**G** – Make your best GUESS  
Spell the word to the best of your ability.

**U** – Lightly UNDERLINE the word  
If you think the word is misspelled, underline it.


**M** – MOVE ON and keep writing  
You can come back to fix it later.



©thisreadingmama.com



# PARTS of SPEECH



©thisreadingmama.com

<b>NOUN</b> a person, place, thing, animal, or idea	<b>ARTICLE</b> <u>a</u> truck <u>an</u> orange <u>the</u> cat	<b>VERB</b> an action word (jump) or a state of being (am)
<b>PRONOUN</b> a word that takes the place of a noun	<b>ADJECTIVE</b> a word that tells more about a noun	<b>ADVERB</b> a word that tells more about a verb, adjective, or other adverb
<b>PREPOSITION</b> a word that shows a relationship with another word ( <u>in</u> the mailbox)	<b>INTERJECTION</b> a word or short phrase thrown into a sentence Wow! Hey! Oh!	<b>CONJUNCTION</b> words that connect words, phrases, or sentences (this <u>or</u> that)



# INTERESTING...

<b>+ ADJECTIVES</b> Instead of... The kitten slept. Try... The <u>tiny</u> , <u>gray</u> kitten slept.	<b>+ ADVERBS</b> Instead of... She stared at me. Try... She <u>angrily</u> stared at me.	<b>PRECISE NOUNS</b> Instead of... The <u>flower</u> is blooming. Try... The <u>rose</u> is blooming.
<b>VIVID VERBS</b> Instead of... He <u>ran</u> into the house. Try... He <u>bolted</u> into the house.	<b>ACTIVE VOICE</b> Instead of... My work is finished. Try... <u>I finished</u> my work.	<b>SENTENCE LENGTH</b> Use both short and long sentences.  ©thisreadingmama.com

# SENTENCE TYPES



©thisreadingmama.com

## DECLARATIVE ( . )

Purpose: to tell something

Example: I ate pizza for dinner.

## INTERROGATIVE ( ? )

Purpose: to ask a question

Example: Do you like pizza?

## EXCLAMATORY ( ! )

Purpose: to express strong emotions

Example: We get to eat pizza tonight!

## IMPERATIVE ( ! or . )

Purpose: to give a command

Example: Pass me some pizza.



# SENTENCE STRUCTURES

©thisreadingmama.com

## FRAGMENT

An incomplete thought

Example: Ate all the pizza.

## RUN-ON

Two complete sentences joined without punctuation or a conjunction

Example: Jill ate pizza Jack ate pizza.

## SIMPLE Sentence

Has a subject and predicate that express a complete thought

Example: Jill ate all the pizza.

## COMPOUND Sentence

Two complete sentences joined with a coordinating conjunction (FANBOYS)

Example: I like pepperoni pizza, but I don't like mushroom pizza.

## COMPLEX Sentence

Two clauses (one complete and one incomplete) joined with a subordinating conjunction (examples: *because, after, so that, if, while, unless, etc.*)

Example: We ate pizza because we were hungry.

(We ate pizza – complete) / because we were hungry. (incomplete)



# HANDWRITING HELP

©thisreadingmama.com

Aa Bb Cc Dd Ee Ff

Gg Hh Ii Jj Kk

Ll Mm Nn Oo Pp

Qq Rr Ss Tt Uu

Vv Ww Xx Yy Zz

## Writing a **FRIENDLY LETTER**

Dear Grandma, **(GREETING)**

January 1, 2020

**(HEADING)**

**(BODY)**

Thank you for my birthday money. I used it to buy a new scooter. I had grown too big for my old scooter. My new scooter is green with orange stripes. I think you'd like it. I can't wait to see you soon!

Love, **(CLOSING)**

Becky **(SIGNATURE)**

**PURPOSE**

- thank you
- get well
- special day
- I miss you
- persuade

©thisreadingmama.com

# Writing a **STORY**



## Characters

The WHO  
in your story

## 1- Beginning

Introduce your characters,  
setting, & problem

## 2- Middle

Character(s) try to  
solve the problem

## 3- End

The problem is solved  
after the climax

### PURPOSE

-to entertain  
-stories can be  
based on real-life  
events or totally  
made up

## Setting

WHERE/WHEN  
the story  
takes place

# Writing **EXPOSITORY TEXT**

## Description / List

describe or list  
information about a  
topic




## Problem / Solution

introduce a problem  
and tell ways the  
problem could be  
solved



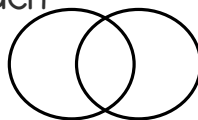
## Cause / Effect

write about an event  
and the effects that  
happened  
because of it



## Compare / Contrast

write about how two things are  
the same and different by  
comparing them to each  
other



## Time Order / Sequence

write your information in a specific  
order so it makes sense



### PURPOSE

-to inform  
-to explain  
-to convince



# Add **TEXT FEATURES**



## **PURPOSE**

-help your reader better understand your main idea

### **Headings & Subheadings**

help your reader know what your writing is about

### **Illustrations & Graphics**

help your reader SEE what you're writing about

### **Captions & Labels**

help your reader understand your illustrations

### **Special Print**

underline, *slant*, CAPITALIZE, or bold important words


### **Table of Contents**

help your reader find information in your writing

help your reader see where something is located

# Use Your **YET** Power

Writing has many hard parts.



Being a good writer takes **YET** power!

# let's **CONNECT!**



## Clip art & fonts by:

