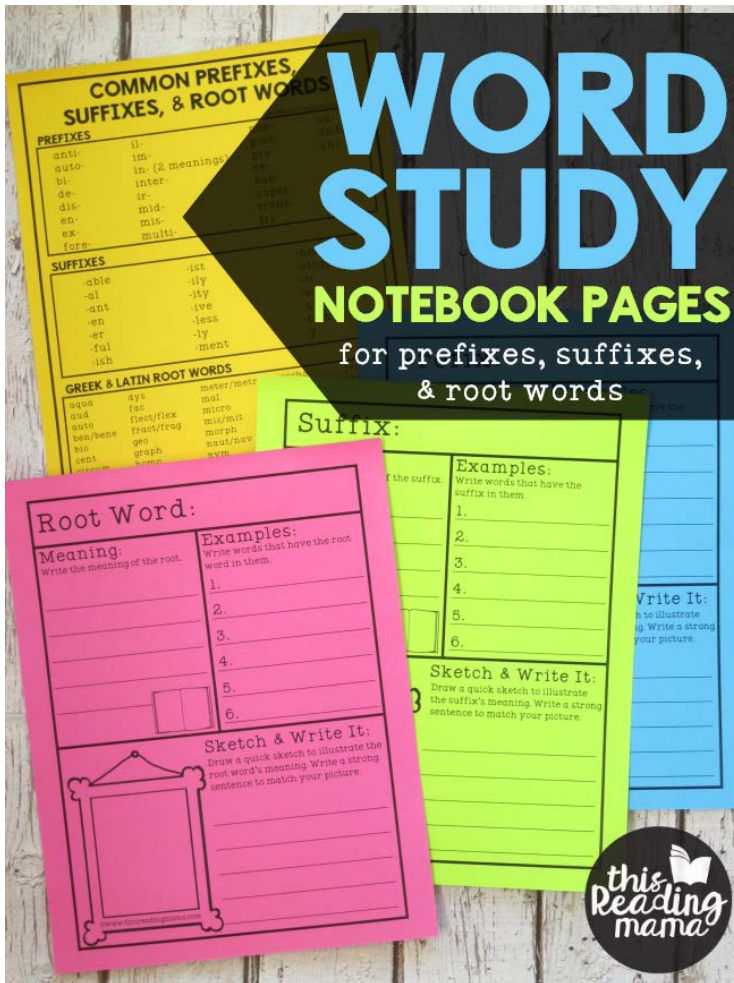


WORD STUDY

Notebook Pages

©www.thisreadingmama.com



You'll LOVE these FREE Word Study Notebook Pages for your learners! Find free printable AND digital pages in this file.

Visit [my blog post](#) to see more pictures and ideas for using them.

TABLE OF CONTENTS:

p. 2 Digital Links

p. 4-7 Printable Pages

Terms of Use: The purchase of this resource is for single classroom use only. You may use this resource for each of your own students. You may not redistribute, edit, sell, or post this product on the internet, to other individuals, or to a public retrieval system that can be viewed by anyone other than your students.

If a coworker or teammate is interested in this resource, please encourage him/her to [go to my blog post](#) to grab their own copy. Thank you!

DIGITAL


Word Study Notebook Pages



[Seesaw Activity Link](#)

Find more directions for using Seesaw [HERE](#).

1. Sign into your Seesaw account.
2. Click on the Seesaw link above.
3. Click on the blue "Save Activity" button to save the activity in your Seesaw library.
4. Click the green "Assign" in "My Library."
5. Click "Assign" to assign the activity to your entire class or specific students.
6. When your students get on Seesaw do the activity, they will need to click "Add Response" and pick their name.



[Google Slides Link](#)

Find more directions for using Google Slides [HERE](#).

1. Sign into your Google account.
2. Click the Google Slides link above.
3. Click the blue button that says, "Make a copy" to transfer to your Google Drive.
4. The editable copy is now in your Google Slides and Google Drive.
5. There are a couple options to get this to your learners. You can send out an email to learners with the link or share with your learners in Google Classroom. Be sure you "Make a copy for each student" in Google Classroom.

YOU'LL ENJOY



Subscribe to grab
our FREE
[Vocabulary Word
Work Page!](#)







Find our [Affixes
Vocabulary Cards](#)
at my blog shop or
on Teachers Pay
Teachers!

AFFIXES

Vocabulary Cards

bi- two bicycle	fore- before feedback	inter- between interview
-er one who teacher	-ive has the quality of disruptive	-less without careless



COMMON PREFIXES, SUFFIXES, & ROOT WORDS

PREFIXES

©www.thisreadingmama.com

anti-	il-	non-	un-
auto-	im-	post-	under-
bi-	in- (2 meanings)	pre-	uni-
de-	inter-	re-	
dis-	ir-	sub-	
en-	mid-	super-	
ex-	mis-	trans-	
fore-	multi-	tri-	

SUFFIXES

-able	-ist	-ness
-al	-ily	-ology
-ant	-ity	-or
-en	-ive	-ous
-er	-less	-sion
-ful	-ly	-tion
-ish	-ment	-y


GREEK & LATIN ROOT WORDS

aqua	dys	meter/metr	pyscho	terr/terra
aud	fac	mal	rupt	therm
auto	flect/flex	micro	scope	trans
ben/bene	fract/frag	mis/mit	sect	vid/vis
bio	geo	morph	sent	vit/viv
cent	graph	naut/nav	scribe/script	
circum	homo	nym	socio	
contra	hydra	ped	spec	
cred	hypo	phil	strict	
dict	ject	phobia	struct	
duc/duct	jud/jur/jus	phon/phono	techno	
dyna	man/manu	port	tele	

Prefix:

Meaning:

Write the meaning of the prefix.



Examples:

Write words that have the prefix at the beginning of them.

1.

2.

3.


4.

5.

6.

Sketch & Write It:


Draw a quick sketch to illustrate the prefix's meaning. Write a strong sentence to match your picture.



Suffix:

Meaning:

Write the meaning of the suffix.



Examples:

Write words that have the suffix at the end of them.

1.

2.

3.


4.

5.

6.

Sketch & Write It:


Draw a quick sketch to illustrate the suffix's meaning. Write a strong sentence to match your picture.



Root Word:

Meaning:

Write the meaning of the root.



Examples:

Write words that have the root word in them.

1.

2.

3.


4.

5.

6.

Sketch & Write It:

Draw a quick sketch to illustrate the root word's meaning. Write a strong sentence to match your picture.



LET'S CONNECT!



CLIP ART & FONTS BY:

