

PRINTABLE

uppercase letter "tiles"

FIND THE BLOG POST HERE:

<https://thisreadingmama.com/printable-uppercase-letter-tiles/>

PRINTABLE
uppercase letter "tiles"

Includes BOTH Print & Slant Fonts!

If you need uppercase letter or punctuation "tiles" that you can print out and use for your individual learners, here they are!

These come in both print and slant fonts with two options: 1-all black letters or 2-vowels red, consonants black.

TABLE OF CONTENTS:

- p. 3 Punctuation Tiles (both fonts)
- p. 6 Blackline Print Font Letters
- p. 11 Blackline Slant Font Letters
- p. 16 Vowels Red Print Font Letters
- p. 21 Vowels Red Slant Font Letters
- p. 26 Just "Q" pages

©www.thisreadingmama.com

Terms of Use: This printable pack was created for you to use at home with your child(ren) or with multiple children in a SINGLE classroom/tutoring setting. Please do not share this file between classrooms. Instead, encourage others to visit my blog to get their own copy. Please do not sell, host, share, reproduce, giveaway, or store on any other site (including a blog, Facebook, 4Shared, Dropbox, Amazon Inspire, etc.). Thank you!

YOU'LL ALSO LIKE...

Click [here](#) or on the image below to grab our oversized cards.

Find even more spelling freebies [HERE](#):

<https://thisreadingmama.com/spelling-word-study-printables/>

OVERSIZED
UPPERCASE CARDS

for
PRINT

A **Z**

A **Z** and
SLANT

this Reading mama

The image features a black and white graphic with a white background. At the top, the word "OVERSIZED" is written in large, bold, white capital letters on a black rectangular background. Below it, the words "UPPERCASE CARDS" are written in white capital letters on a black background. In the center, there are two rows of cards. The top row has a black arrow pointing right with the text "for PRINT" inside. To the right of the arrow are two white boxes, each containing a large black uppercase letter: "A" and "Z". The bottom row has two white boxes, each containing a large black uppercase letter: "A" and "Z". To the right of these boxes is a black arrow pointing left with the text "and SLANT" inside. In the bottom right corner of the graphic is a circular logo with the text "this Reading mama" and a small icon of a book.

PUNCTUATION

small "tiles"

Punctuation Tiles

•

©thisreadingmama.com

•

•

•

•

•

!

!

!

!

!

!

?

?

?

?

?

?

,

,

,

,

,

,

“

“

“

“

“

“

©thisreadingmama.com

”

”

”

”

”

”

)

)

)

)

)

)

;

;













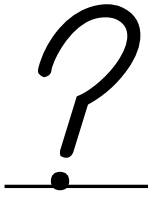


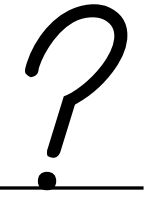


























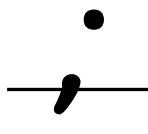
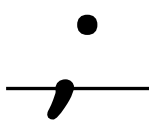
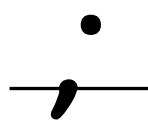
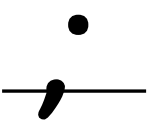
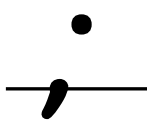
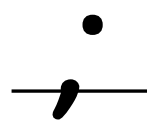
;

;

;

;

Punctuation Tiles

 ©thisreadingmama.com					
					
					
					
 ©thisreadingmama.com					
					
					
					

BLACKLINE

print font letter "tiles"

Uppercase Individual Letter Tiles - Print Font

A

A

A

A

A

A

©thisreadingmama.com

B

B

B

B

B

B

C

C

C

C

C

C

D

D

D

D

D

D

E

E

E

E

E

E

©thisreadingmama.com

F

F

F

F

F

F

G

G

G

G

G

G

H

H

H

H

H

H

Uppercase Individual Letter Tiles - Print Font

I

I

I

I

I

I

©thisreadingmama.com

J

J

J

J

J

J

K

K

K

K

K

K

L

L

L

L

L

L

M

M

M

M

M

M

©thisreadingmama.com

N

N

N

N

N

N

O

O

O

O

O

O

P

P

P

P

P

P

Uppercase Individual Letter Tiles - Print Font

Q

u

Q

u

Q

u

©thisreadingmama.com

R

R

R

R

R

R

S

S

S

S

S

S

T

T

T

T

T

T

U

U

U

U

U

U

©thisreadingmama.com

V

V

V

V

V

V

W

W

W

W

W

W

X

X













X

X

X

X

Uppercase Individual Letter Tiles - Print Font

 <small>©thisreadingmama.com</small>					
					

BLACKLINE

slant font letter "tiles"

Uppercase Individual Letter Tiles - Slant Font

A

A

A

A

A

A

©thisreadingmama.com

B

B

B

B

B

B

C

C

C

C

C

C

D

D

D

D

D

D

E

E

E

E

E

E

©thisreadingmama.com

F

F

F

F

F

F

G

G

G

G

G

G

H

H

H

H

H

H

Uppercase Individual Letter Tiles - Slant Font

I

I

I

I

I

I

©thisreadingmama.com

J

J

J

J

J

J

K

K

K

K

K

K

L

L

L

L

L

L

M

M

M

M

M

M

©thisreadingmama.com

N

N

N

N

N

N

O

O

O

O

O

O

P

P

P

P

P

P

Uppercase Individual Letter Tiles - Slant Font (Qu)

Qu

Qu

Qu

Qu

Qu

Qu

©thisreadingmama.com

R

R

R

R

R

R

S

S

S

S

S

S

T

T

T

T

T

T

U

U

U

U

U

U

©thisreadingmama.com

V

V

V

V

V

V

W

W

W

W

W

W

X

X

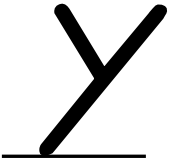



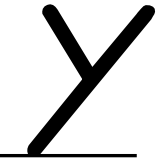

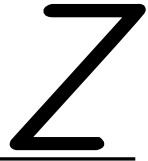
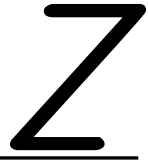




X

X

X

X

Uppercase Individual Letter Tiles - Slant Font

 ©thisreadingmama.com					
					

VOWELS

print font letter "tiles"

Why aren't there red *w*'s or *y*'s?

Although *y* and *w* can be a vowel or part of a vowel team, they are not typically vowels at the beginning of words where capital letters are usually found. For this reason, I did not include red *w*'s or *y*'s in this pack.

Uppercase Individual Letter Tiles - Print Font

A

A

A

A

A

A

©thisreadingmama.com

B

B

B

B

B

B

C

C

C

C

C

C

D

D

D

D

D

D

E

E

E

E

E

E

©thisreadingmama.com

F

F

F

F

F

F

G

G

G

G

G

G

H

H

H

H

H

H

Uppercase Individual Letter Tiles - Print Font

I

I

I

I

I

I

©thisreadingmama.com

J

J

J

J

J

J

K

K

K

K

K

K

L

L

L

L

L

L

M

M

M

M

M

M

©thisreadingmama.com

N

N

N

N

N

N

O

O

O

O

O

O

P

P

P

P

P

P

Uppercase Individual Letter Tiles - Print Font (Qu)

Qu

©thisreadingmama.com

Qu

Qu

Qu

Qu

Qu

R

R

R

R

R

R

S

S

S

S

S

S

T

T

T

T

T

T

U

©thisreadingmama.com

U

U

U

U

U

V

V

V

V

V

V

W

W

W

W

W

W

X

X













X

X

X

X

Uppercase Individual Letter Tiles - Print Font

 <small>©thisreadingmama.com</small>					
					

VOWELS

slant font letter "tiles"

Why aren't there red *w*'s or *y*'s?

Although *y* and *w* can be a vowel or part of a vowel team, they are not typically vowels at the beginning of words where capital letters are usually found. For this reason, I did not include red *w*'s or *y*'s in this pack.

Uppercase Individual Letter Tiles - Slant Font

A

A

A

A

A

A

©thisreadingmama.com

B

B

B

B

B

B

C

C

C

C

C

C

D

D

D

D

D

D

E

E

E

E

E

E

©thisreadingmama.com

F

F

F

F

F

F

G

G

G

G

G

G

H

H

H

H

H

H

Uppercase Individual Letter Tiles - Slant Font

I

I

I

I

I

I

©thisreadingmama.com

J

J

J

J

J

J

K

K

K

K

K

K

L

L

L

L

L

L

M

M

M

M

M

M

©thisreadingmama.com

N

N

N

N

N

N

O

O

O

O

O

O

P

P

P

P

P

P

Uppercase Individual Letter Tiles - Slant Font (Qu)

Qu

Qu

Qu

Qu

Qu

Qu

©thisreadingmama.com

R

R

R

R

R

R

S

S

S

S

S

S

T

T

T

T

T

T

U

U

U

U

U

U

©thisreadingmama.com

V

V

V

V

V

V

W

W

W

W

W

W

X

X

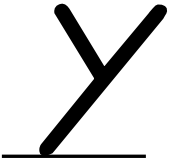



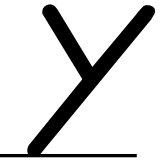

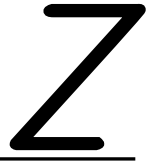
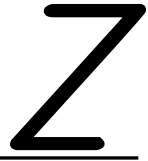




X

X

X

X

Uppercase Individual Letter Tiles - Slant Font

 ©thisreadingmama.com					
					

JUST Q

It has been requested that I add pages that include Q separately from Qu, so here they are!

Uppercase Individual Letter Tiles - Print Font (Just Q)

Q

Q

Q

Q

Q

Q

©thisreadingmama.com

R

R

R

R

R

R

S

S

S

S

S

S

T

T

T

T

T

T

U

U

U

U

U

U

©thisreadingmama.com

V

V

V

V

V

V

W

W

W

W

W

W

X

X

X

X

X

X

Uppercase Individual Letter Tiles - Print Font (Just Q)

Q

Q

Q

Q

Q

Q

©thisreadingmama.com

R

R

R

R

R

R

S

S

S

S

S

S

T

T

T

T

T

T

U

U

U

U

U

U

©thisreadingmama.com

V

V

V

V

V

V

W

W

W

W

W

W

X

X

X

X

X

X

Uppercase Individual Letter Tiles - Slant Font (Just Q)

Q

Q

Q

Q

Q

Q

©thisreadingmama.com

R

R

R

R

R

R

S

S

S

S

S

S

T

T

T

T

T

T

U

U

U

U

U

U

©thisreadingmama.com

V

V

V

V

V

V

W

W

W

W

W

W

X

X

X

X

X

X

Uppercase Individual Letter Tiles - Slant Font (Just Q)

Q

Q

Q

Q

Q

Q

©thisreadingmama.com

R

R

R

R

R

R

S

S

S

S

S

S

T

T

T

T

T

T

U

U

U

U

U

U

©thisreadingmama.com

V

V

V

V

V

V

W

W

W

W

W

W

X

X

X

X

X

X

LET'S CONNECT!



FONTS BY:

