


# Blank Spelling Grids



These **Blank Spelling Grids** are such a simple way to integrate phonemic awareness and orthographic mapping into your spelling instruction!

One of the things I find with struggling readers and spellers is that they have a hard time distinguishing the individual sounds in words. For example, instead of hearing a word like *hat* as /h/-/a/-/t/, they often process it as /hat/.

These blank spelling grids are designed to help!

- p. 2 Color Spelling Grids
- p. 8 More Resource You'll Like
- p. 9 Blackline Spelling Grids

[Share the blog post](#) with others so they can download this free resource, too!

**Terms of Use:** This resource was created for you to use at home with your child(ren) or with multiple children in *your* classroom/tutoring setting. Please **do not** share this file between classrooms, sell, host, reproduce, giveaway, or store on any other site (including a blog, Facebook, 4Shared, Dropbox, Amazon Inspire, etc.). Thank you!

# Color **Spelling Grids**

# Blank Spelling Grid

**Directions:** Learners spell the individual phonemes or syllables in a word in the grid on the left side of the page. Then, they spell the whole word in the single-column grid on the right side of the page.



Blank Spelling Grid

Directions: Learners spell the individual phonemes or syllables in a word in the grid on the left side of the page. Then, they spell the whole word in the single-column grid on the right side of the page.



# Blank Spelling Grid

**Directions:** Learners spell the individual phonemes or syllables in a word in the grid on the left side of the page. Then, they spell the whole word in the single-column grid on the right side of the page.



# Blank Spelling Grid

**Directions:** Learners spell the individual phonemes or syllables in a word in the grid on the left side of the page. Then, they spell the whole word in the single-column grid on the right side of the page.



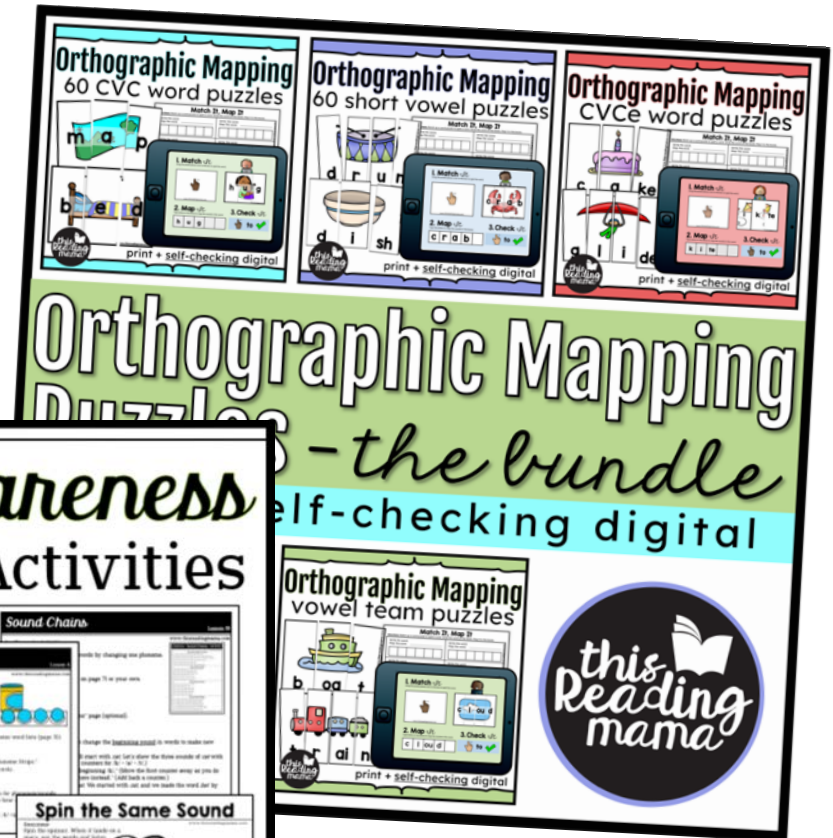
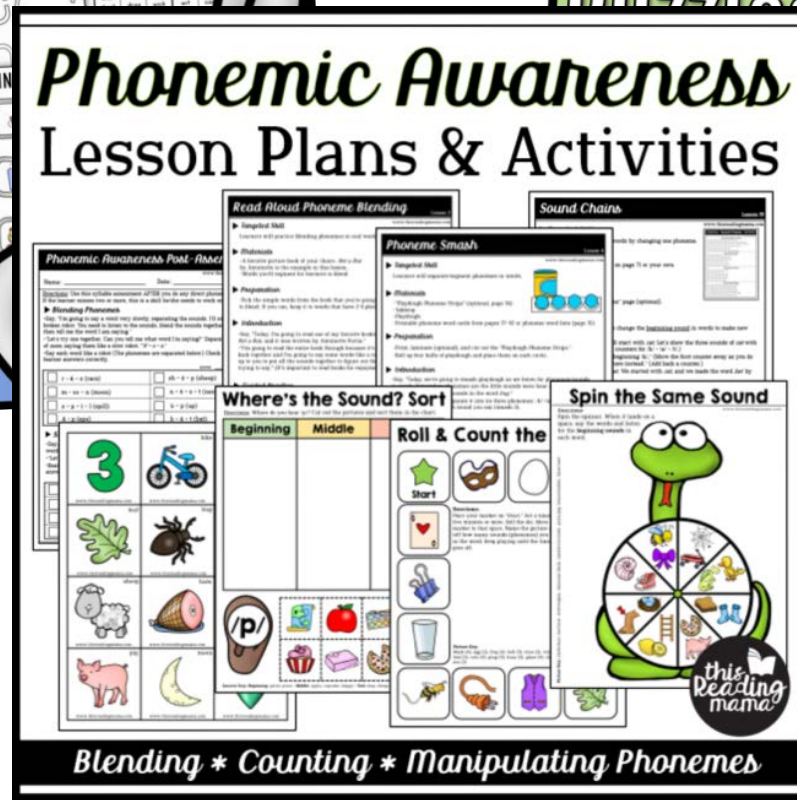
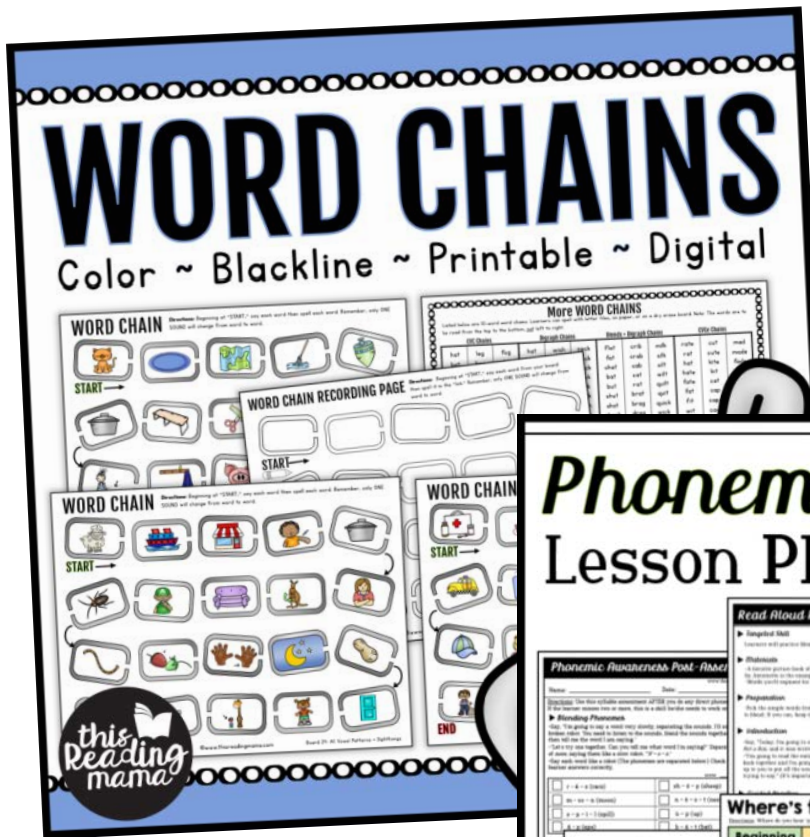
# Blank Spelling Grid

**Directions:** Learners spell the individual phonemes or syllables in a word in the grid on the left side of the page. Then, they spell the whole word in the single-column grid on the right side of the page.



# You'll Also Like...

Click on the images below to find the resources in my shop!



# Blackline **Spelling Grids**

# Blank Spelling Grid

**Directions:** Learners spell the individual phonemes or syllables in a word in the grid on the left side of the page. Then, they spell the whole word in the single-column grid on the right side of the page.



# Blank Spelling Grid

**Directions:** Learners spell the individual phonemes or syllables in a word in the grid on the left side of the page. Then, they spell the whole word in the single-column grid on the right side of the page.



# Blank Spelling Grid

**Directions:** Learners spell the individual phonemes or syllables in a word in the grid on the left side of the page. Then, they spell the whole word in the single-column grid on the right side of the page.



# Blank Spelling Grid

Directions: Learners spell the individual phonemes or syllables in a word in the grid on the left side of the page. Then, they spell the whole word in the single-column grid on the right side of the page.



# Blank Spelling Grid

Directions: Learners spell the individual phonemes or syllables in a word in the grid on the left side of the page. Then, they spell the whole word in the single-column grid on the right side of the page.



# Let's CONNECT!



Clip art & fonts by:

