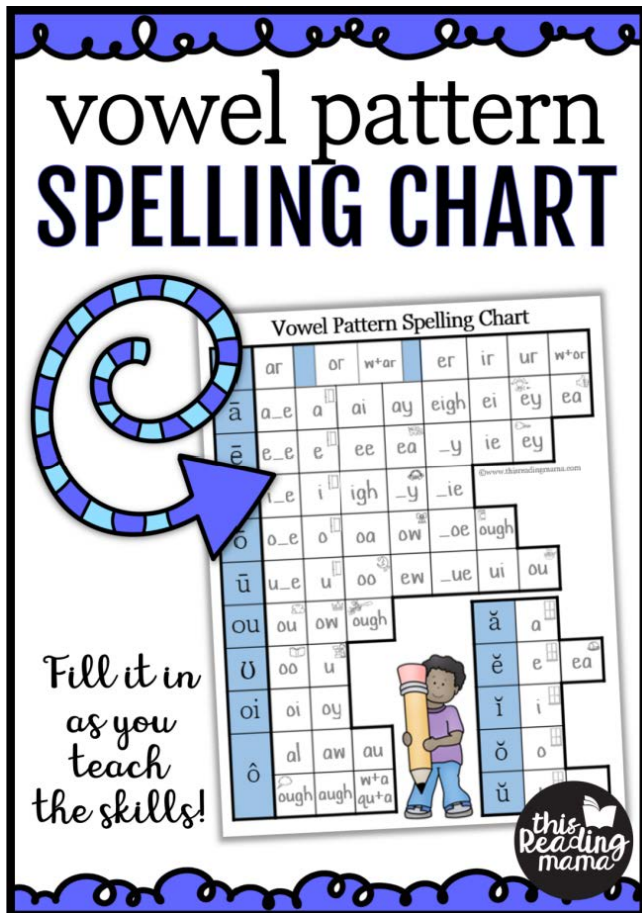


vowel pattern SPELLING CHART



Because many vowel sounds in English have ambiguous spellings, it's nice to have ONE SPOT to see them all. That's the purpose of this chart. It was specifically designed for older spellers {2nd grade and up}.

If you teach younger learners, you may enjoy [this picture chart](#) instead.

As you teach {or as you review} the spelling patterns, ask your learners to fill in their chart for each vowel sound. If you haven't taught or reviewed a certain pattern, learners can leave it blank until you do.

It is highly recommended that you start with the short vowel sounds, then move to the other vowel sounds on the chart. In general, the spelling patterns on the chart move from most common spellings to less common on the chart.

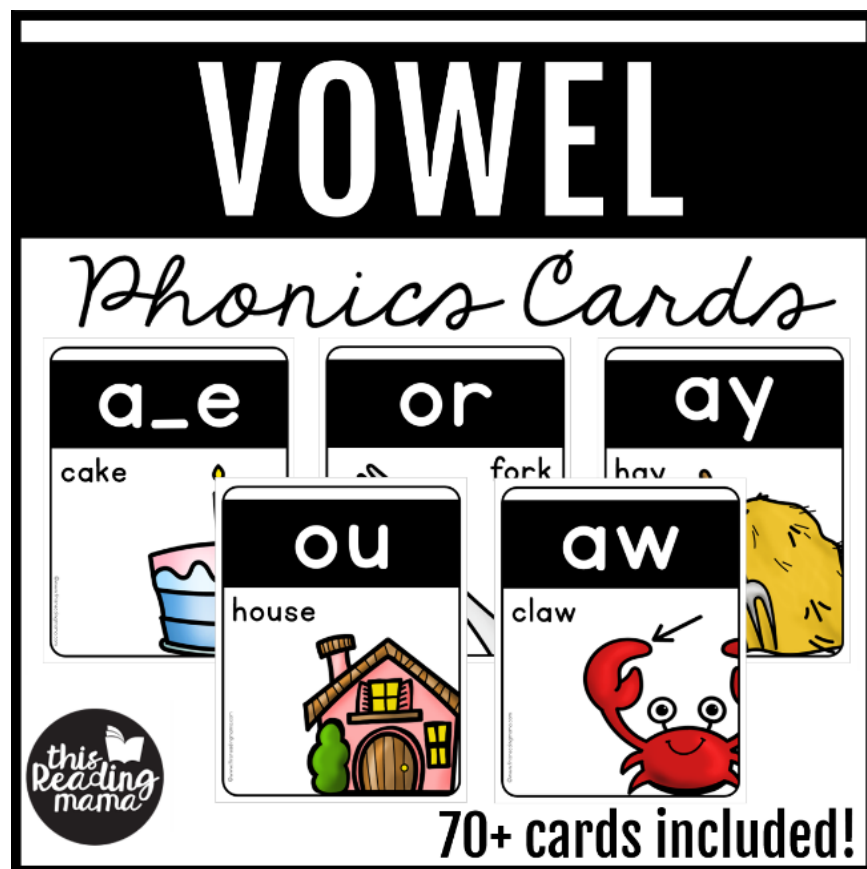
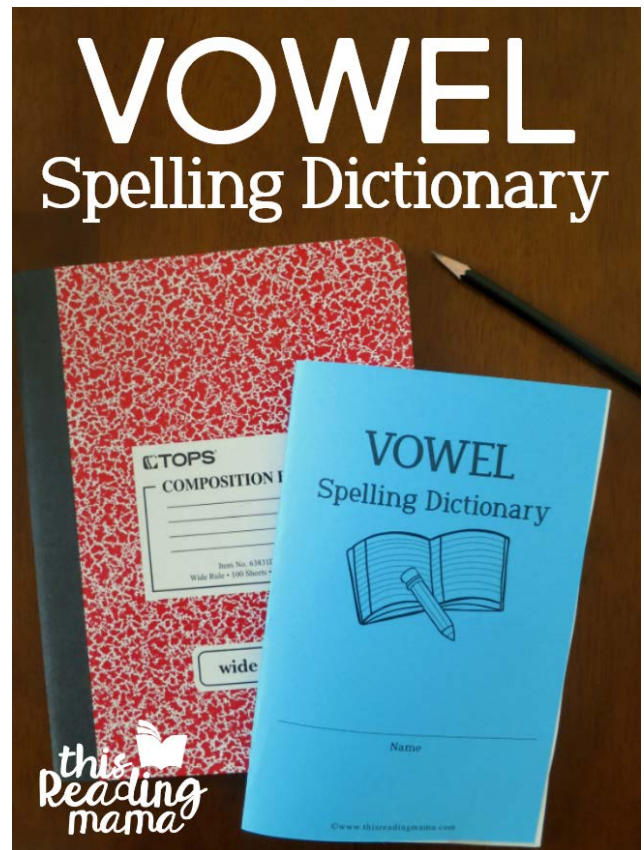
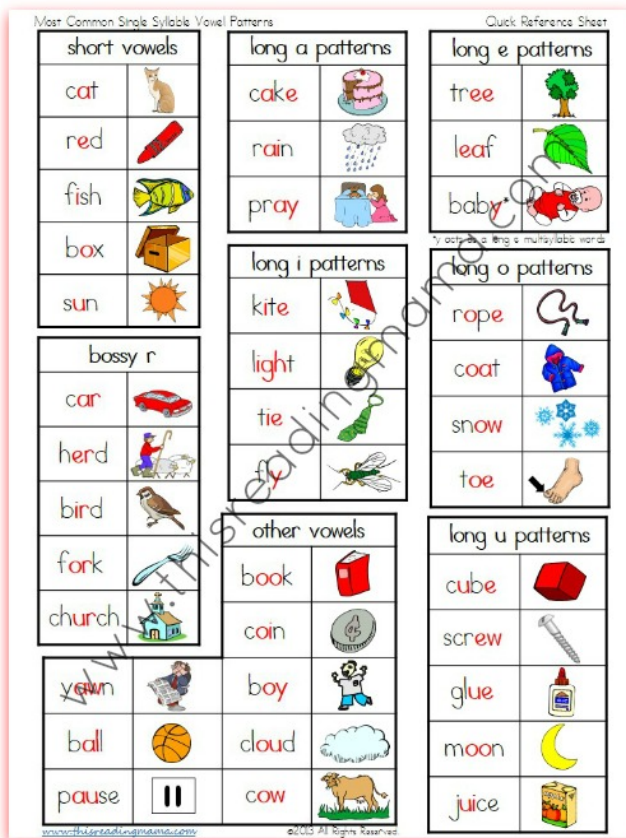
Table of Contents:

- p. 2 More Resources You May Enjoy
- p. 3 Student Charts with Images
- p. 7 Student Charts without Images
- p. 10 Try it Spelling Page
- p. 12 Answer Key
- p. 14 Word Lists for Each Pattern

Please share with others by giving them [the blog post link](#) so they can download this freebie for themselves. Please *do not* share this PDF directly with others. Thank you!

Terms of Use: This printable pack was created for you to use at home with your child(ren) or with multiple children in *your* classroom/tutoring setting. Please **do not** share between classrooms, sell, host, reproduce, giveaway, or store on any other site (including a blog, Facebook, 4Shared, Dropbox, Amazon Inspire, etc.). Thank you!

Readers Also Like...

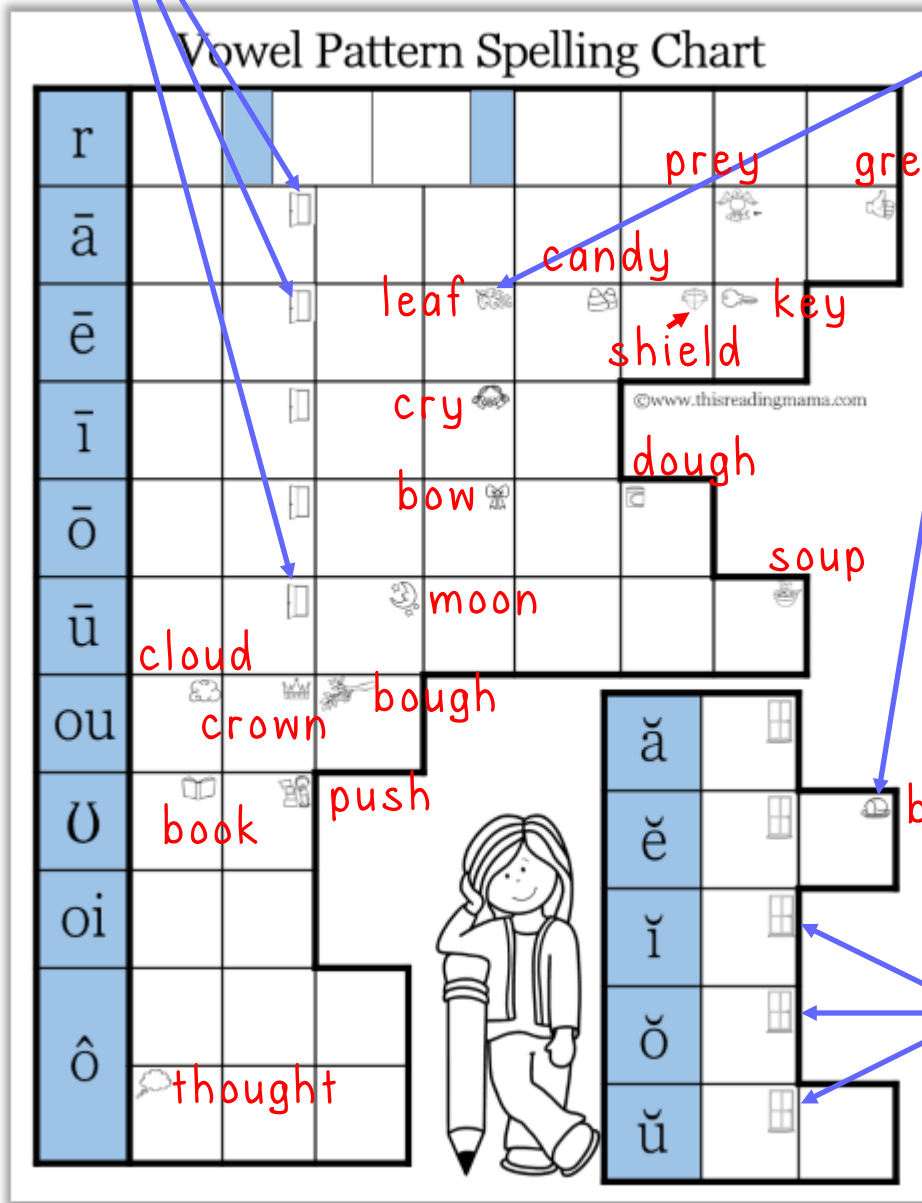


Student Charts {with images}

A Quick Explanation of Symbols on the Chart

The open-door symbols are to remind learners that this pattern is found in an open syllable.

Simple pictures* are included to remind students that identical spellings can have different sounds. All pictures are labeled on this page.



*If you prefer a chart with no images, see page 7 of this file.

The closed-door symbols are to remind learners that this pattern is found in a closed syllable.























Vowel Pattern Spelling Chart

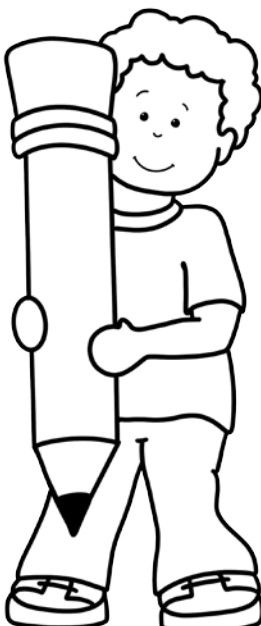
r									
ā									
ē									
ī									
ō									
ū									
ou									
ū									
oi									
ô									







ă									
ě									
ĩ									
ő									
ű									

©www.thisreadingmama.com

Vowel Pattern Spelling Chart

r									
ā									
ē									
ī									
ō									
ū									
ou									
ū									
oi									
ô									



ă			
ě			
ĩ			
ő			
ű			


©www.thisreadingmama.com

Student Charts

{no images}

Vowel Pattern Spelling Chart

r								
ā								
ē								
ī						©www.thisreadingmama.com		
ō								
ū								
ou								
ŭ								
oi								
ô								




ă		
ĕ		
ĩ		
ö		
ű		

Vowel Pattern Spelling Chart

r								
ā								
ē								
ī						©www.thisreadingmama.com		
ō								
ū								
ou								
Û								
oi								
ô								

ă		
ĕ		
ĩ		
ö		
ŭ		



Try It Page

Once learners have a variety of spelling patterns to choose from for each sound in their chart, they are ready to use the "Try It Spelling Page," where they attempt to spell a word different ways to help them discover the correct spelling.

For example, if a child wants to spell *salt*, they could attempt it by spelling SALT, SAWT, and SAUT in the chart. If they're still unsure, they can look it up in a [spelling dictionary](#).

Try it Spelling Page

Not sure how to spell a word? Try it using the different spelling patterns you know. Circle the spelling that looks right. If you're still not sure, look it up in a dictionary.

Attempt #1	Attempt #2	Attempt #3	Attempt #4
salt	sawt	saut	

www.thisreadingmama.com























Try it Spelling Page







Not sure how to spell a word? Try it using the different spelling patterns you know. Circle the spelling that looks right. If you're still not sure, look it up in a dictionary.

Attempt #1	Attempt #2	Attempt #3	Attempt #4

Answer Key

Vowel Pattern Spelling Chart – Filled In

r	ar		or	w+ar		er	ir	ur	w+or
ā	a_e	a 	ai	ay	eigh	ei	ey 	ea 	
ē	e_e	e 	ee	ea 	_y 	ie 	ey 		
ī	i_e	i 	igh	_y 	_ie	©www.thisreadingmama.com			
ō	o_e	o 	oa	ow 	_oe	ough 			
ū	u_e	u 	oo 	ew	_ue	ui	ou 		
ou	ou 	ow 	ough 						
ū	oo 	u 							
oi	oi	oy							
ô	al	aw	au						
	ough 	augh	w+a qu+a						

ă	a 	
ě	e 	ea 
ĩ	i 	
ő	o 	
ű	u 	ou

Example Words for Each Spelling Skill

Vowel Pattern Spelling Chart Word List

www.thisreadingmama.com

Short Vowels	Real Word Examples	
	ă	Short a – cat, man, map, last
	ĕ	Short e – yes, pen, jet, nest
	ea	head, bread, tread, spread
	ĭ	Short i – pig, win, hit, limp
	ŏ	Short o – fog, not, job, stop
	ŭ	Short u – fun, cut, bug, duck
	ou	rough, tough, enough
R-Controlled	ar	far, art, park, march
	or	fork, port, cork, porch
	w+ar	war, warp, warm
	er	her, fern, serve, perch
	ir	girl, dirt, firm, thirst
	ur	turn, curb, hurt, blurt
	w+or	work, word, world
Long a	a_e	name, cake, fade, plane
	ā	b <u>a</u> by, b <u>a</u> con, r <u>a</u> ven
	ai	rain, mail, wait, paint
	ay	day, hay, way, stay
	eigh	eight, weigh, neigh
	ei	veil, rein, vein
	ey	they, prey, whey
	ea	great, steak, break

Long e	e_e	eve, theme, scene
	e	she, he, me, f <u>e</u> ver, p <u>e</u> fix
	ee	bee, tree, feet, green
	ea	read, team, heap, beach
	_y	candy, lady, happy, penny
	ie	shield, thief, field, piece
	ey	key, monkey, turkey
Long i	i_e	bike, dive, mine, twice
	i	mild, child, kind, blind
	igh	high, night, light, fright
	_y	my, by, why, cry
	ie	tie, pie, die, lie
Long o	o_e	nose, home, joke, smoke
	o	go, so, no, gold, bolt
	oa	oak, coat, road, groan
	ow	grow, blow, flow, shown
	oe	toe, doe, foe, hoe
	ough	dough, though, although
	u_e	huge, dune, rule, plume
Long u	u	truth, <u>u</u> nit, <u>u</u> nicorn
	oo	zoo, moon, root, proof
	ew	new, chew, knew, threw
	ue	due, blue, clue, true
	ui	eve, theme, scene
	ou	you, soup, group, youth

ou	ou	out, loud, round, mouth
	ow	now, how, owl, clown
	ough	bough, plough
oo	oo	book, look, good, brook
	u	push, bush, tush
oi	oi	coin, oil, joint, voice
	oy	boy, toy, ploy, enjoy
o	al	mall, salt, talk, small
	aw	saw, law, yawn, hawk
	au	fault, haunt, pause, sauce
	ough	cough, fought, brought, thought
	augh	taught, caught, daughter
	w+a	wasp, wash, watt, water
	squ+a	squad, squat, squash

Let's Connect!



Clip art & fonts by:

