

# 0-100 Christmas Dot Pages

These free dot pages are a festive and hands-on way to work on numbers 0-100 with your learners!




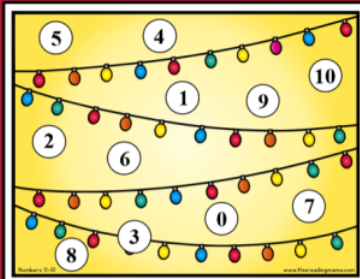
Visit [my blog post](#) for suggestions on different ways you can use them.

## Table of Contents:

- p. 2 More Printable Activities
- p. 3 0-100 Color Number Cards
- p. 14 Color Number Dot Pages
- p. 25 0-100 Blackline Number Cards
- p. 36 Blackline Number Dot Pages

**Terms of Use:** This printable pack was created for you to use at home with your child(ren) or with multiple children in *your* classroom or tutoring setting. Please **do not** share between classroom teachers, sell, host, reproduce, giveaway, or store on any other site (including a blog, Facebook, 4Shared, Dropbox, Amazon Inspire, etc.). Thank you!

## numbers 0-100 Christmas Dot Pages






www.thisreadingmama.com

www.thisreadingmama.com

# You May Also Like...

Click on the images to find the resources!

## numbers 0-100 Nativity Dot Pages



[www.aliveandgrowingathome.com](http://www.aliveandgrowingathome.com)



## Christmas Activities and Printables

## Christmas Around the World



this  
Reading  
mama

[www.thisreadingmama.com](http://www.thisreadingmama.com)

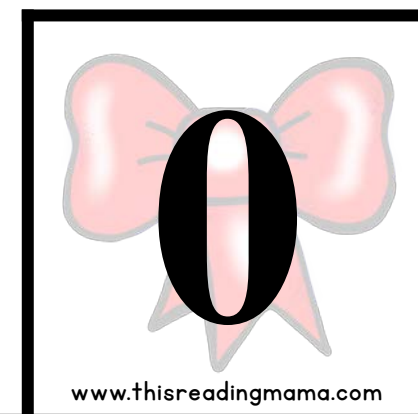
# 0-100

COLOR Christmas Number Cards

**To Prep:** Print these cards and cut apart.

**To Play:** Shuffle the cards and place them facedown on the tabletop or place them in a Christmas sensory bin. Learners chose/find a number card and identify it. They then find the number on the winter board and cover or dot it.

**Note:** These number cards go with the Numbers 0-10 board.



**To Prep:** Print these cards and cut apart.

**To Play:** Shuffle the cards and place them facedown on the tabletop or place them in a Christmas sensory bin. Learners chose/find a number card and identify it. They then find the number on the winter board and cover or dot it.

**Note:** These number cards go with the Numbers 10-20 board.



10

[www.thisreadingmama.com](http://www.thisreadingmama.com)



11

[www.thisreadingmama.com](http://www.thisreadingmama.com)



12

[www.thisreadingmama.com](http://www.thisreadingmama.com)



13

[www.thisreadingmama.com](http://www.thisreadingmama.com)



14

[www.thisreadingmama.com](http://www.thisreadingmama.com)



15

[www.thisreadingmama.com](http://www.thisreadingmama.com)



16

[www.thisreadingmama.com](http://www.thisreadingmama.com)



17

[www.thisreadingmama.com](http://www.thisreadingmama.com)



18

[www.thisreadingmama.com](http://www.thisreadingmama.com)



19

[www.thisreadingmama.com](http://www.thisreadingmama.com)



20

[www.thisreadingmama.com](http://www.thisreadingmama.com)

**To Prep:** Print these cards and cut apart.

**To Play:** Shuffle the cards and place them facedown on the tabletop or place them in a Christmas sensory bin. Learners chose/find a number card and identify it. They then find the number on the winter board and cover or dot it.

**Note:** These number cards go with the Numbers 20-30 board.



20

[www.thisreadingmama.com](http://www.thisreadingmama.com)



21

[www.thisreadingmama.com](http://www.thisreadingmama.com)



22

[www.thisreadingmama.com](http://www.thisreadingmama.com)



23

[www.thisreadingmama.com](http://www.thisreadingmama.com)



24

[www.thisreadingmama.com](http://www.thisreadingmama.com)



25

[www.thisreadingmama.com](http://www.thisreadingmama.com)



26

[www.thisreadingmama.com](http://www.thisreadingmama.com)



27

[www.thisreadingmama.com](http://www.thisreadingmama.com)



28

[www.thisreadingmama.com](http://www.thisreadingmama.com)



29

[www.thisreadingmama.com](http://www.thisreadingmama.com)



30

[www.thisreadingmama.com](http://www.thisreadingmama.com)

**To Prep:** Print these cards and cut apart.

**To Play:** Shuffle the cards and place them facedown on the tabletop or place them in a Christmas sensory bin. Learners chose/find a number card and identify it. They then find the number on the winter board and cover or dot it.

**Note:** These number cards go with the Numbers 30-40 board.

30

[www.thisreadingmama.com](http://www.thisreadingmama.com)

31

[www.thisreadingmama.com](http://www.thisreadingmama.com)

32

[www.thisreadingmama.com](http://www.thisreadingmama.com)

33

[www.thisreadingmama.com](http://www.thisreadingmama.com)

34

[www.thisreadingmama.com](http://www.thisreadingmama.com)

35

[www.thisreadingmama.com](http://www.thisreadingmama.com)

36

[www.thisreadingmama.com](http://www.thisreadingmama.com)

37

[www.thisreadingmama.com](http://www.thisreadingmama.com)

38

[www.thisreadingmama.com](http://www.thisreadingmama.com)

39

[www.thisreadingmama.com](http://www.thisreadingmama.com)

40

[www.thisreadingmama.com](http://www.thisreadingmama.com)

**To Prep:** Print these cards and cut apart.

**To Play:** Shuffle the cards and place them facedown on the tabletop or place them in a Christmas sensory bin. Learners chose/find a number card and identify it. They then find the number on the winter board and cover or dot it.

**Note:** These number cards go with the Numbers 40-50 board.



40

[www.thisreadingmama.com](http://www.thisreadingmama.com)



41

[www.thisreadingmama.com](http://www.thisreadingmama.com)



42

[www.thisreadingmama.com](http://www.thisreadingmama.com)



43

[www.thisreadingmama.com](http://www.thisreadingmama.com)



44

[www.thisreadingmama.com](http://www.thisreadingmama.com)



45

[www.thisreadingmama.com](http://www.thisreadingmama.com)



46

[www.thisreadingmama.com](http://www.thisreadingmama.com)



47

[www.thisreadingmama.com](http://www.thisreadingmama.com)



48

[www.thisreadingmama.com](http://www.thisreadingmama.com)



49

[www.thisreadingmama.com](http://www.thisreadingmama.com)



50

[www.thisreadingmama.com](http://www.thisreadingmama.com)



**To Prep:** Print these cards and cut apart.

**To Play:** Shuffle the cards and place them facedown on the tabletop or place them in a Christmas sensory bin. Learners chose/find a number card and identify it. They then find the number on the winter board and cover or dot it.

**Note:** These number cards go with the Numbers 50-60 board.



50

[www.thisreadingmama.com](http://www.thisreadingmama.com)



51

[www.thisreadingmama.com](http://www.thisreadingmama.com)



52

[www.thisreadingmama.com](http://www.thisreadingmama.com)



53

[www.thisreadingmama.com](http://www.thisreadingmama.com)



54

[www.thisreadingmama.com](http://www.thisreadingmama.com)



55

[www.thisreadingmama.com](http://www.thisreadingmama.com)



56

[www.thisreadingmama.com](http://www.thisreadingmama.com)



57

[www.thisreadingmama.com](http://www.thisreadingmama.com)



58

[www.thisreadingmama.com](http://www.thisreadingmama.com)



59

[www.thisreadingmama.com](http://www.thisreadingmama.com)



60

[www.thisreadingmama.com](http://www.thisreadingmama.com)

**To Prep:** Print these cards and cut apart.

**To Play:** Shuffle the cards and place them facedown on the tabletop or place them in a Christmas sensory bin. Learners chose/find a number card and identify it. They then find the number on the winter board and cover or dot it.

**Note:** These number cards go with the Numbers 60-70 board.



60

[www.thisreadingmama.com](http://www.thisreadingmama.com)



61

[www.thisreadingmama.com](http://www.thisreadingmama.com)



62

[www.thisreadingmama.com](http://www.thisreadingmama.com)



63

[www.thisreadingmama.com](http://www.thisreadingmama.com)



64

[www.thisreadingmama.com](http://www.thisreadingmama.com)



65

[www.thisreadingmama.com](http://www.thisreadingmama.com)



66

[www.thisreadingmama.com](http://www.thisreadingmama.com)



67

[www.thisreadingmama.com](http://www.thisreadingmama.com)



68

[www.thisreadingmama.com](http://www.thisreadingmama.com)



69

[www.thisreadingmama.com](http://www.thisreadingmama.com)



70

[www.thisreadingmama.com](http://www.thisreadingmama.com)

**To Prep:** Print these cards and cut apart.

**To Play:** Shuffle the cards and place them facedown on the tabletop or place them in a Christmas sensory bin. Learners chose/find a number card and identify it. They then find the number on the winter board and cover or dot it.

**Note:** These number cards go with the Numbers 70-80 board.

70

[www.thisreadingmama.com](http://www.thisreadingmama.com)

71

[www.thisreadingmama.com](http://www.thisreadingmama.com)

72

[www.thisreadingmama.com](http://www.thisreadingmama.com)

73

[www.thisreadingmama.com](http://www.thisreadingmama.com)

74

[www.thisreadingmama.com](http://www.thisreadingmama.com)

75

[www.thisreadingmama.com](http://www.thisreadingmama.com)

76

[www.thisreadingmama.com](http://www.thisreadingmama.com)

77

[www.thisreadingmama.com](http://www.thisreadingmama.com)

78

[www.thisreadingmama.com](http://www.thisreadingmama.com)

79

[www.thisreadingmama.com](http://www.thisreadingmama.com)

80

[www.thisreadingmama.com](http://www.thisreadingmama.com)

**To Prep:** Print these cards and cut apart.

**To Play:** Shuffle the cards and place them facedown on the tabletop or place them in a Christmas sensory bin. Learners chose/find a number card and identify it. They then find the number on the winter board and cover or dot it.

**Note:** These number cards go with the Numbers 80-90 board.



80

[www.thisreadingmama.com](http://www.thisreadingmama.com)



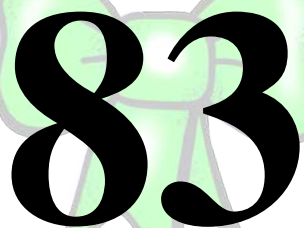
81

[www.thisreadingmama.com](http://www.thisreadingmama.com)



82

[www.thisreadingmama.com](http://www.thisreadingmama.com)



83

[www.thisreadingmama.com](http://www.thisreadingmama.com)



84

[www.thisreadingmama.com](http://www.thisreadingmama.com)



85

[www.thisreadingmama.com](http://www.thisreadingmama.com)



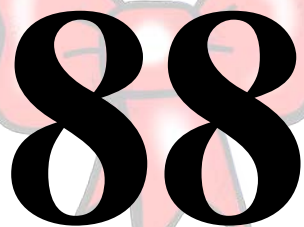
86

[www.thisreadingmama.com](http://www.thisreadingmama.com)




87

[www.thisreadingmama.com](http://www.thisreadingmama.com)



88

[www.thisreadingmama.com](http://www.thisreadingmama.com)



89

[www.thisreadingmama.com](http://www.thisreadingmama.com)



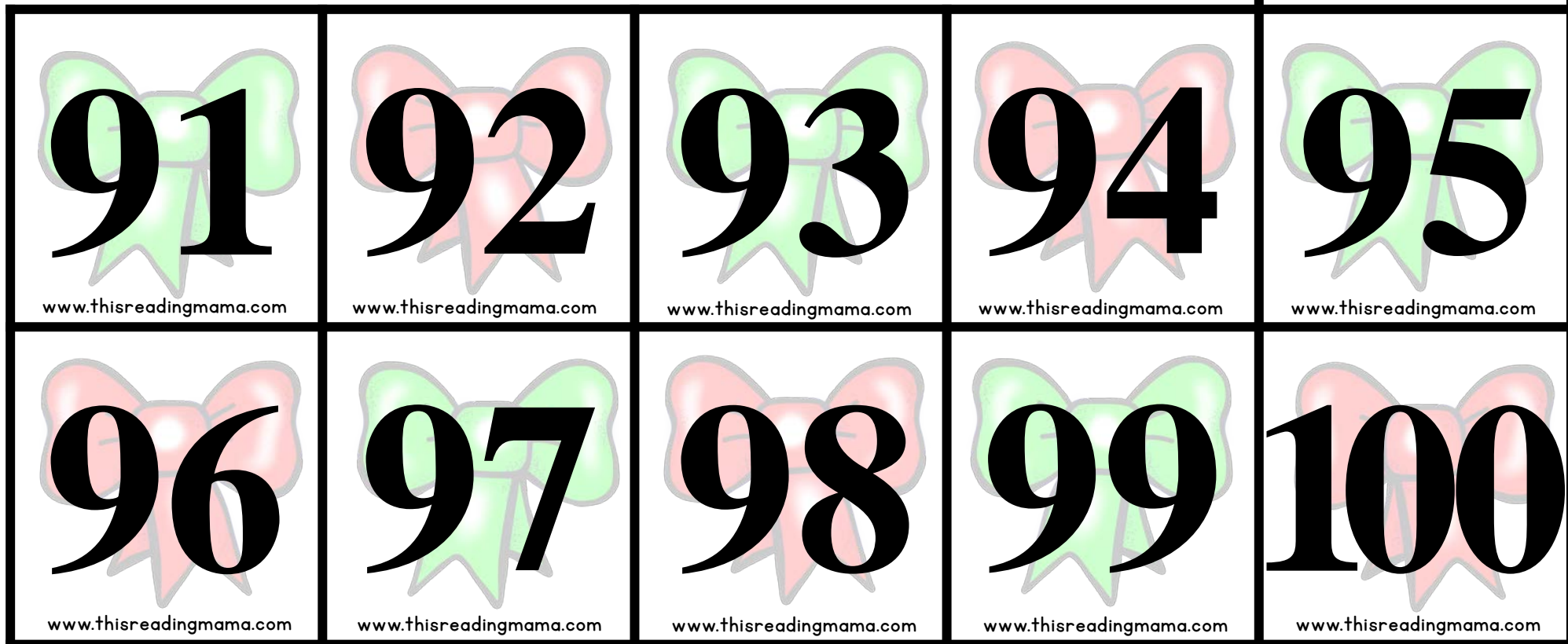
90

[www.thisreadingmama.com](http://www.thisreadingmama.com)

**To Prep:** Print these cards and cut apart.

**To Play:** Shuffle the cards and place them facedown on the tabletop or place them in a Christmas sensory bin. Learners chose/find a number card and identify it. They then find the number on the winter board and cover or dot it.

**Note:** These number cards go with the Numbers 90-100 board.



# 0-100

COLOR Dot Pages

5

4

10

1

9

2

6

7

0

3

8

16

20

14

19

13

12

15

18

17

10

11





23

25

27

22

29

24

26




21

28

30

20



43

41

47

46

48

50

44

42

49



40



45

55

60

56

53

59



51



52



57



50

58

54



69

70

67

66

61

64


68

63

60

62

65



71

72

80

77

75

76

70

73

74

79

78

83

84


85

86


90

82

87



89



99

91

95

98

93

100

96

97

92

94

90



**0-100**

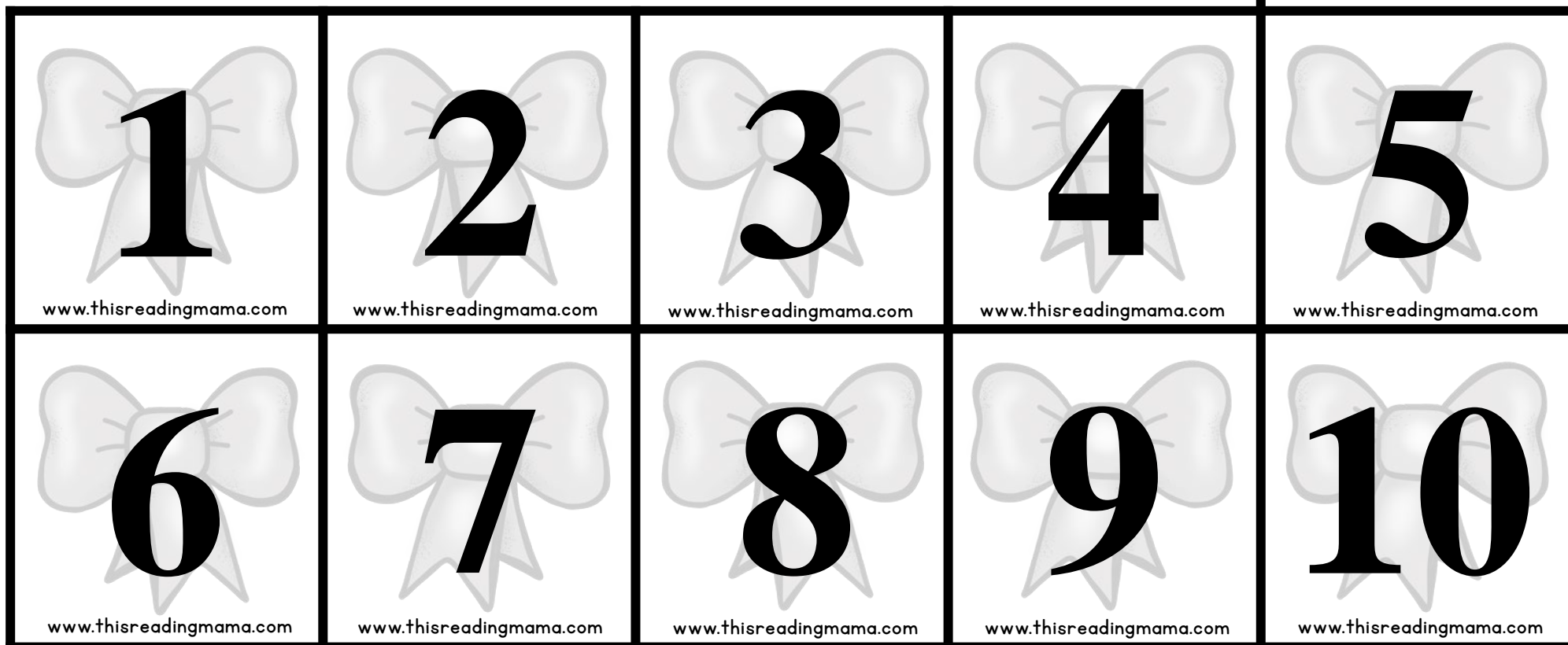

**BLACKLINE**

**Christmas Number Cards**

**To Prep:** Print these cards and cut apart.

**To Play:** Shuffle the cards and place them facedown on the tabletop or place them in a Christmas sensory bin. Learners chose/find a number card and identify it. They then find the number on the winter board and cover or dot it.

**Note:** These number cards go with the Numbers 0-10 board.



**To Prep:** Print these cards and cut apart.

**To Play:** Shuffle the cards and place them facedown on the tabletop or place them in a Christmas sensory bin. Learners chose/find a number card and identify it. They then find the number on the winter board and cover or dot it.

**Note:** These number cards go with the Numbers 10-20 board.

**10**

[www.thisreadingmama.com](http://www.thisreadingmama.com)

**11**

[www.thisreadingmama.com](http://www.thisreadingmama.com)

**12**

[www.thisreadingmama.com](http://www.thisreadingmama.com)

**13**

[www.thisreadingmama.com](http://www.thisreadingmama.com)

**14**

[www.thisreadingmama.com](http://www.thisreadingmama.com)

**15**

[www.thisreadingmama.com](http://www.thisreadingmama.com)

**16**

[www.thisreadingmama.com](http://www.thisreadingmama.com)

**17**

[www.thisreadingmama.com](http://www.thisreadingmama.com)

**18**

[www.thisreadingmama.com](http://www.thisreadingmama.com)

**19**

[www.thisreadingmama.com](http://www.thisreadingmama.com)

**20**

[www.thisreadingmama.com](http://www.thisreadingmama.com)

**To Prep:** Print these cards and cut apart.

**To Play:** Shuffle the cards and place them facedown on the tabletop or place them in a Christmas sensory bin. Learners chose/find a number card and identify it. They then find the number on the winter board and cover or dot it.

**Note:** These number cards go with the Numbers 20-30 board.

20

[www.thisreadingmama.com](http://www.thisreadingmama.com)

21

[www.thisreadingmama.com](http://www.thisreadingmama.com)

22

[www.thisreadingmama.com](http://www.thisreadingmama.com)

23

[www.thisreadingmama.com](http://www.thisreadingmama.com)

24

[www.thisreadingmama.com](http://www.thisreadingmama.com)

25

[www.thisreadingmama.com](http://www.thisreadingmama.com)

26

[www.thisreadingmama.com](http://www.thisreadingmama.com)

27

[www.thisreadingmama.com](http://www.thisreadingmama.com)

28

[www.thisreadingmama.com](http://www.thisreadingmama.com)

29

[www.thisreadingmama.com](http://www.thisreadingmama.com)

30

[www.thisreadingmama.com](http://www.thisreadingmama.com)

**To Prep:** Print these cards and cut apart.

**To Play:** Shuffle the cards and place them facedown on the tabletop or place them in a Christmas sensory bin. Learners chose/find a number card and identify it. They then find the number on the winter board and cover or dot it.

**Note:** These number cards go with the Numbers 30-40 board.

30

[www.thisreadingmama.com](http://www.thisreadingmama.com)

31

[www.thisreadingmama.com](http://www.thisreadingmama.com)

32

[www.thisreadingmama.com](http://www.thisreadingmama.com)

33

[www.thisreadingmama.com](http://www.thisreadingmama.com)

34

[www.thisreadingmama.com](http://www.thisreadingmama.com)

35

[www.thisreadingmama.com](http://www.thisreadingmama.com)

36

[www.thisreadingmama.com](http://www.thisreadingmama.com)

37

[www.thisreadingmama.com](http://www.thisreadingmama.com)

38

[www.thisreadingmama.com](http://www.thisreadingmama.com)

39

[www.thisreadingmama.com](http://www.thisreadingmama.com)

40

[www.thisreadingmama.com](http://www.thisreadingmama.com)

**To Prep:** Print these cards and cut apart.

**To Play:** Shuffle the cards and place them facedown on the tabletop or place them in a Christmas sensory bin. Learners chose/find a number card and identify it. They then find the number on the winter board and cover or dot it.

**Note:** These number cards go with the Numbers 40-50 board.

**40**

[www.thisreadingmama.com](http://www.thisreadingmama.com)

**41**

[www.thisreadingmama.com](http://www.thisreadingmama.com)

**42**

[www.thisreadingmama.com](http://www.thisreadingmama.com)

**43**

[www.thisreadingmama.com](http://www.thisreadingmama.com)

**44**

[www.thisreadingmama.com](http://www.thisreadingmama.com)

**45**

[www.thisreadingmama.com](http://www.thisreadingmama.com)

**46**

[www.thisreadingmama.com](http://www.thisreadingmama.com)

**47**

[www.thisreadingmama.com](http://www.thisreadingmama.com)

**48**

[www.thisreadingmama.com](http://www.thisreadingmama.com)

**49**

[www.thisreadingmama.com](http://www.thisreadingmama.com)

**50**

[www.thisreadingmama.com](http://www.thisreadingmama.com)

**To Prep:** Print these cards and cut apart.

**To Play:** Shuffle the cards and place them facedown on the tabletop or place them in a Christmas sensory bin. Learners chose/find a number card and identify it. They then find the number on the winter board and cover or dot it.

**Note:** These number cards go with the Numbers 50-60 board.

50

[www.thisreadingmama.com](http://www.thisreadingmama.com)

51

[www.thisreadingmama.com](http://www.thisreadingmama.com)

52

[www.thisreadingmama.com](http://www.thisreadingmama.com)

53

[www.thisreadingmama.com](http://www.thisreadingmama.com)

54

[www.thisreadingmama.com](http://www.thisreadingmama.com)

55

[www.thisreadingmama.com](http://www.thisreadingmama.com)

56

[www.thisreadingmama.com](http://www.thisreadingmama.com)

57

[www.thisreadingmama.com](http://www.thisreadingmama.com)

58

[www.thisreadingmama.com](http://www.thisreadingmama.com)

59

[www.thisreadingmama.com](http://www.thisreadingmama.com)

60

[www.thisreadingmama.com](http://www.thisreadingmama.com)

**To Prep:** Print these cards and cut apart.

**To Play:** Shuffle the cards and place them facedown on the tabletop or place them in a Christmas sensory bin. Learners chose/find a number card and identify it. They then find the number on the winter board and cover or dot it.

**Note:** These number cards go with the Numbers 60-70 board.

60

[www.thisreadingmama.com](http://www.thisreadingmama.com)

61

[www.thisreadingmama.com](http://www.thisreadingmama.com)

62

[www.thisreadingmama.com](http://www.thisreadingmama.com)

63

[www.thisreadingmama.com](http://www.thisreadingmama.com)

64

[www.thisreadingmama.com](http://www.thisreadingmama.com)

65

[www.thisreadingmama.com](http://www.thisreadingmama.com)

66

[www.thisreadingmama.com](http://www.thisreadingmama.com)

67

[www.thisreadingmama.com](http://www.thisreadingmama.com)

68

[www.thisreadingmama.com](http://www.thisreadingmama.com)

69

[www.thisreadingmama.com](http://www.thisreadingmama.com)

70

[www.thisreadingmama.com](http://www.thisreadingmama.com)



**To Prep:** Print these cards and cut apart.

**To Play:** Shuffle the cards and place them facedown on the tabletop or place them in a Christmas sensory bin. Learners chose/find a number card and identify it. They then find the number on the winter board and cover or dot it.

**Note:** These number cards go with the Numbers 70-80 board.

70

[www.thisreadingmama.com](http://www.thisreadingmama.com)

71

[www.thisreadingmama.com](http://www.thisreadingmama.com)

72

[www.thisreadingmama.com](http://www.thisreadingmama.com)

73

[www.thisreadingmama.com](http://www.thisreadingmama.com)

74

[www.thisreadingmama.com](http://www.thisreadingmama.com)

75

[www.thisreadingmama.com](http://www.thisreadingmama.com)

76

[www.thisreadingmama.com](http://www.thisreadingmama.com)

77

[www.thisreadingmama.com](http://www.thisreadingmama.com)

78

[www.thisreadingmama.com](http://www.thisreadingmama.com)

79

[www.thisreadingmama.com](http://www.thisreadingmama.com)

80

[www.thisreadingmama.com](http://www.thisreadingmama.com)

**To Prep:** Print these cards and cut apart.

**To Play:** Shuffle the cards and place them facedown on the tabletop or place them in a Christmas sensory bin. Learners chose/find a number card and identify it. They then find the number on the winter board and cover or dot it.

**Note:** These number cards go with the Numbers 80-90 board.

80

[www.thisreadingmama.com](http://www.thisreadingmama.com)

81

[www.thisreadingmama.com](http://www.thisreadingmama.com)

82

[www.thisreadingmama.com](http://www.thisreadingmama.com)

83

[www.thisreadingmama.com](http://www.thisreadingmama.com)

84

[www.thisreadingmama.com](http://www.thisreadingmama.com)

85

[www.thisreadingmama.com](http://www.thisreadingmama.com)

86

[www.thisreadingmama.com](http://www.thisreadingmama.com)

87

[www.thisreadingmama.com](http://www.thisreadingmama.com)

88

[www.thisreadingmama.com](http://www.thisreadingmama.com)

89

[www.thisreadingmama.com](http://www.thisreadingmama.com)

90

[www.thisreadingmama.com](http://www.thisreadingmama.com)

**To Prep:** Print these cards and cut apart.

**To Play:** Shuffle the cards and place them facedown on the tabletop or place them in a Christmas sensory bin. Learners chose/find a number card and identify it. They then find the number on the winter board and cover or dot it.

**Note:** These number cards go with the Numbers 90-100 board.

90

[www.thisreadingmama.com](http://www.thisreadingmama.com)

91

[www.thisreadingmama.com](http://www.thisreadingmama.com)

92

[www.thisreadingmama.com](http://www.thisreadingmama.com)

93

[www.thisreadingmama.com](http://www.thisreadingmama.com)

94

[www.thisreadingmama.com](http://www.thisreadingmama.com)

95

[www.thisreadingmama.com](http://www.thisreadingmama.com)

96

[www.thisreadingmama.com](http://www.thisreadingmama.com)

97

[www.thisreadingmama.com](http://www.thisreadingmama.com)

98

[www.thisreadingmama.com](http://www.thisreadingmama.com)

99

[www.thisreadingmama.com](http://www.thisreadingmama.com)

100

[www.thisreadingmama.com](http://www.thisreadingmama.com)

# 0-100

BLACKLINE Dot Pages

5

4

10

1

9

2

6

7

0

3

8

16

20

14

19



12


18

11




13


17



15

10







43


41

47

46

48

50



55

60


56

53


59



51



52




57

50

58

54



69

70

Paper

67

66


61

glue glue glue

Blue Red Yellow Green

64

68




60

63



62

65



83

84

85

86

90


82

87

88




81



89

80



# Let's Connect!



Clip art & fonts by...

